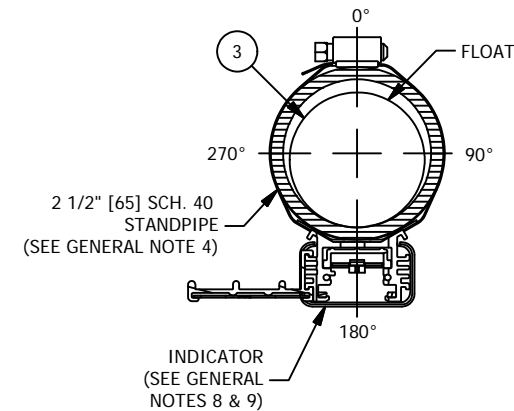
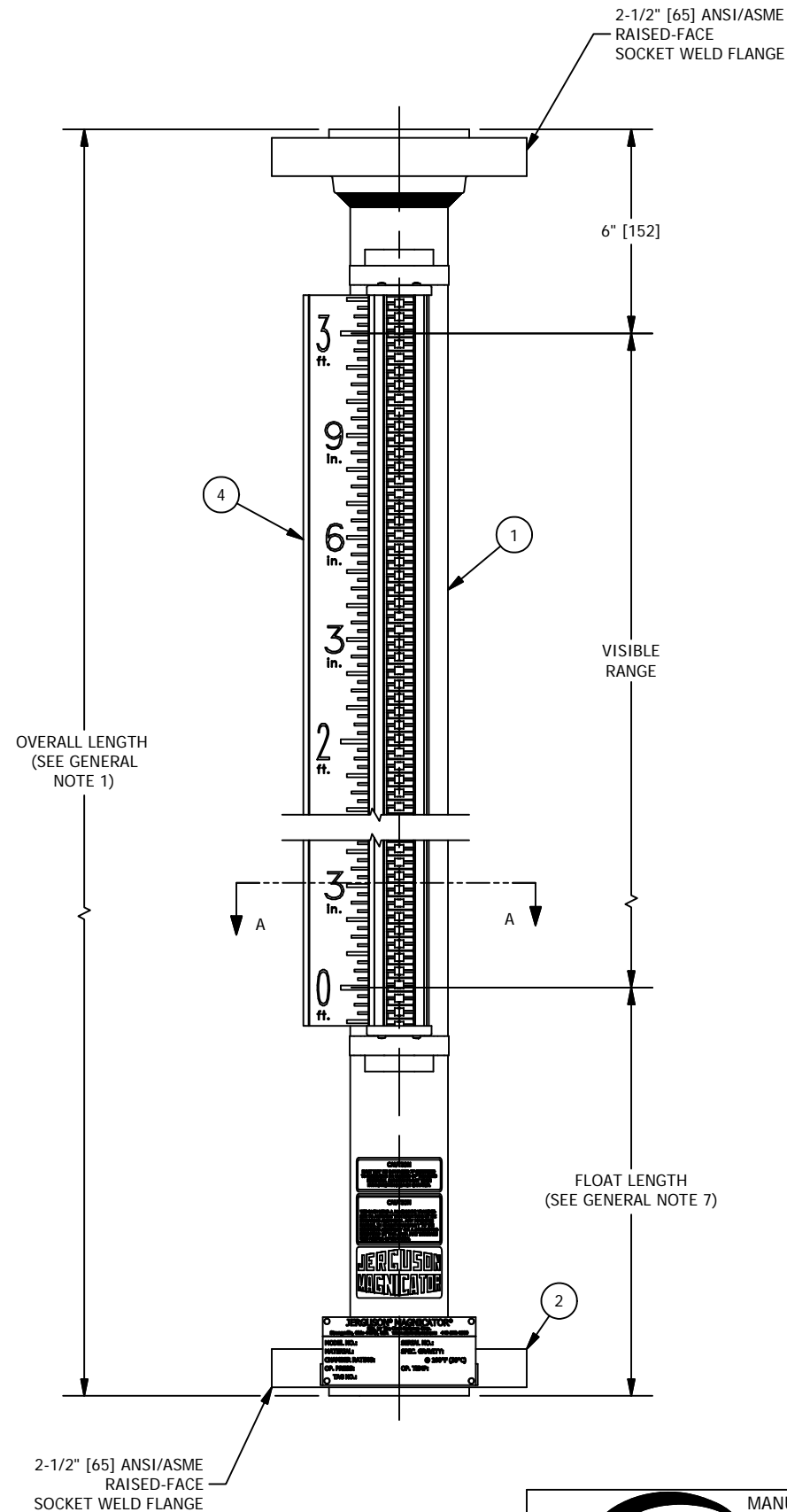


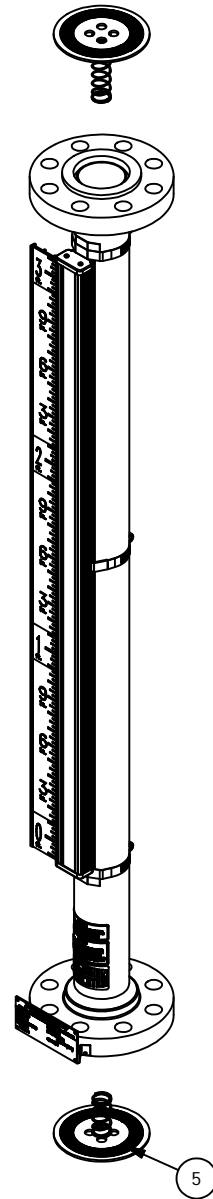
GENERAL NOTES:

1. DIMENSIONS
 - SHOWN IN INCHES W/ MM EQUIVALENTS IN BRACKETS
 - OVERALL LENGTH = VISIBLE RANGE + FLOAT LENGTH + 6" [152]
2. OPERATING CONDITIONS
 - MAX PRESSURE, MAX TEMPERATURE, & MIN SPECIFIC GRAVITY REQUIRED FOR PROPER GAGE DESIGN
3. PART NUMBER
 - CONSULT "MAGNICATOR® MAGNETIC LIQUID LEVEL INDICATION PRODUCTS" (BULLETIN M100.01) FOR COMPLETE PART NUMBER DETAILS & LIST OF AVAILABLE OPTIONS
4. STANDPIPE SIZE
 - 2 1/2" [65] SCH. 40 (STANDARD)
 - CONSULT FACTORY FOR OPTIONAL STANDPIPE SIZE AND/OR SCHEDULE (DEPENDENT ON OPERATING CONDITIONS)
5. MATERIALS OF CONSTRUCTION
 - 304/304LSS W/ CS FLANGES (STANDARD)
 - 316/316LSS W/ CS FLANGES (STANDARD)
 - ALL 304/304LSS (STANDARD)
 - ALL 316/316LSS (STANDARD)
 - CONSULT "MAGNICATOR® MAGNETIC LIQUID LEVEL INDICATION PRODUCTS" (BULLETIN M100.01) FOR A COMPLETE LIST OF AVAILABLE MATERIALS
6. FLOAT MATERIALS
 - 316LSS (STANDARD)
 - TITANIUM (STANDARD)
 - MONEL 400
 - HASTELLOY C276
7. FLOAT LENGTHS
 - 12" [305] (STANDARD)
 - 17" [432] (STANDARD)
 - 22" [559] (STANDARD)
 - LENGTHS DEPENDENT ON OPERATING CONDITIONS
 - CONSULT FACTORY FOR CUSTOM LENGTHS
8. INDICATION
 - YELLOW / BLACK FLAGS IN ALUMINUM HOUSING (SHOWN) (STANDARD)
 - HERMETICALLY-SEALED FLAGS IN POLYCARBONATE TUBE W/ 316SS FRAME (BULLETIN M100.110)
 - HERMETICALLY-SEALED FLAGS IN GLASS TUBE W/ 316SS FRAME (BULLETIN M100.110)
 - NIGHTSTAR™ (ILLUMINATED FLAGS) (120 OR 240 VAC)(BULLETIN M100.140)
9. SCALES
 - FEET / INCHES (SHOWN) (STANDARD)
 - METER / MILLIMETER
 - PERCENT
 - CONSULT FACTORY FOR SPECIAL SCALES
10. POINT LEVEL SWITCHES
 - SAS-16 TRI-MAGNET (BULLETIN M100.27)
 - RS-2 (SPDT) HERMETICALLY-SEALED REED (BULLETIN M100.20)
 - RS-2/2 (DPDT) HERMETICALLY-SEALED REED (BULLETIN M100.20)
11. 4-20mA TRANSMITTERS
 - MT11-4300 MAGNETOSTRICTIVE (BULLETIN M100.23)
 - RST2 REED SWITCH (BULLETIN M100.22)

BILL OF MATERIAL			
NO.	NAME OF PART	MATERIAL	REMARKS
1	STANDPIPE		
2	FLANGE, SOCKET WELD		
3	FLOAT		
4	INDICATOR		
5	FLOAT STOP		



OPERATING CONDITIONS	
MAX PRESSURE	
MAX TEMPERATURE	
MIN SPECIFIC GRAVITY	
PROCESS FLUID	



NOTE: FLOAT STOPS SECURED TO END FLANGES PRIOR TO SHIPMENT (4" [102] LONG SPRING ON TOP STOP, 2.25" [57] LONG SPRING ON BOTTOM STOP)

REV	DATE	REVISION	BY
3	4/30/2018	DELETE LEVELSTAR, "II" NOTATION METRIC SCALE TO M/MM, MT114200 TO 4300	JLi

MANUFACTURED BY
Clark-Reliance®
 16633 FOLTZ PARKWAY
 STRONGSVILLE, OH 44149 USA
 (440) 572-1500 | www.clarkreliance.com
 © Clark-Reliance® Corporation. All Rights Reserved.

JERGUSON®
 MODEL MIIH-EF
 MAGNICATOR
 (W/ 600-2500# ANSI/ASME FLANGES)

DRAWN: SSF	REV.:
CHECKED: MK	
DATE: 1/22/2014	
REVISION: 3	
DRAWING NO.: MIIH-EF6	REV.: 3