

Today's Date: _____ Requested Delivery Date: _____ Completed By: _____

Representative: _____ Customer: _____

Telephone Number: _____ Email: _____

Tag #: _____ Quantity: _____

Chamber/Flange Material: _____

Process Fluid(s): _____

Style (see below): _____ FlashProof® Chamber

Pressure (PSI) Design: _____ Max Operating _____

Temperature (°F) Design: _____ Max Operating _____

Flange Rating: 150# 300# 600# 1500# 2500#
(check one)

Process Connection Size/Type: _____
(Note Male/Female if ST/SW Style)

Vent/Drain Connections: _____

Minimum Specific Gravity: _____

Center-to-Center/ Visible(in): _____


Indicator Type *(check one)*: Scale: Flag Color:

WF Flag, Wide Ft/In (Std.) Yellow/Black

NightStar® (120V or 240V) m/mm Red/White

Hermetically Sealed Flag (Poly/Glass) %

Other _____



Accessory Type *(check as many apply)*

Switches Quantity

SAS-16™ SPDT Switch _____

RS2™ SPDT Switch _____


RS2/2™ DPDT Switch _____

4-20mA Transmitters

JMT™ Magnetostrictive Measuring Length (in.): _____ (if different than visible)

RST2™ Reed Switch

See M200.03 for JMT Application Sheet




Options: Hot Insulation Electric Heat Trace

Cold Insulation Non-Frost Extension

Steam Heat Trace Magnicator Particle Trap

Comments:



**Other Styles Available – Call for Assistance*