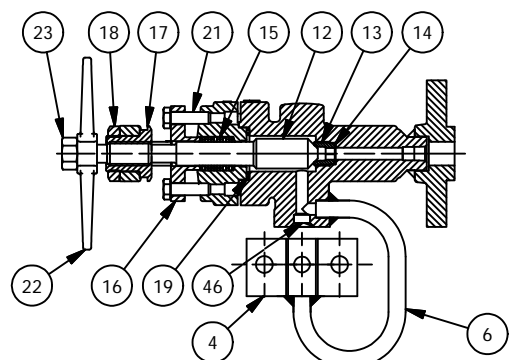
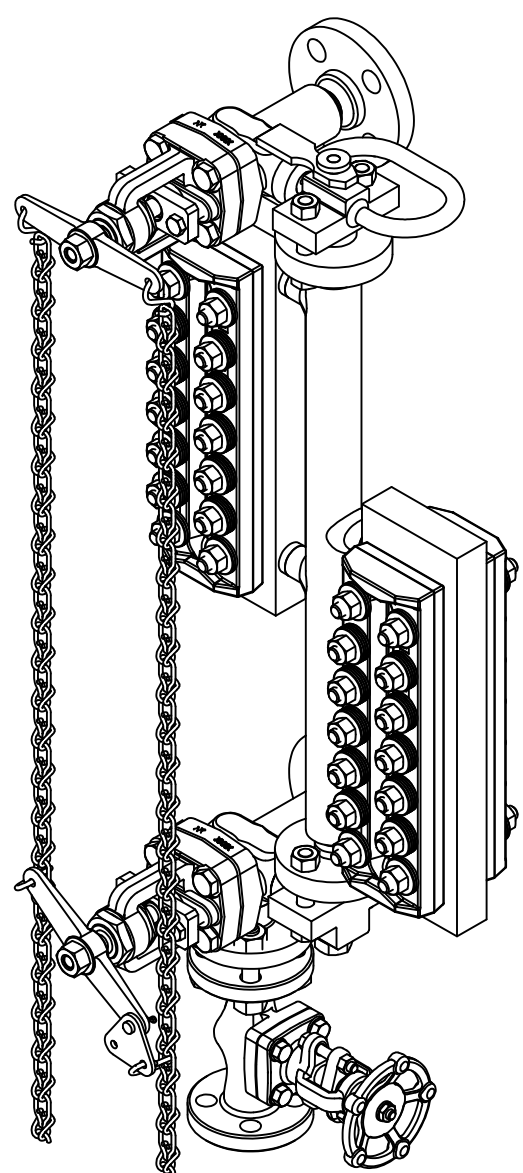
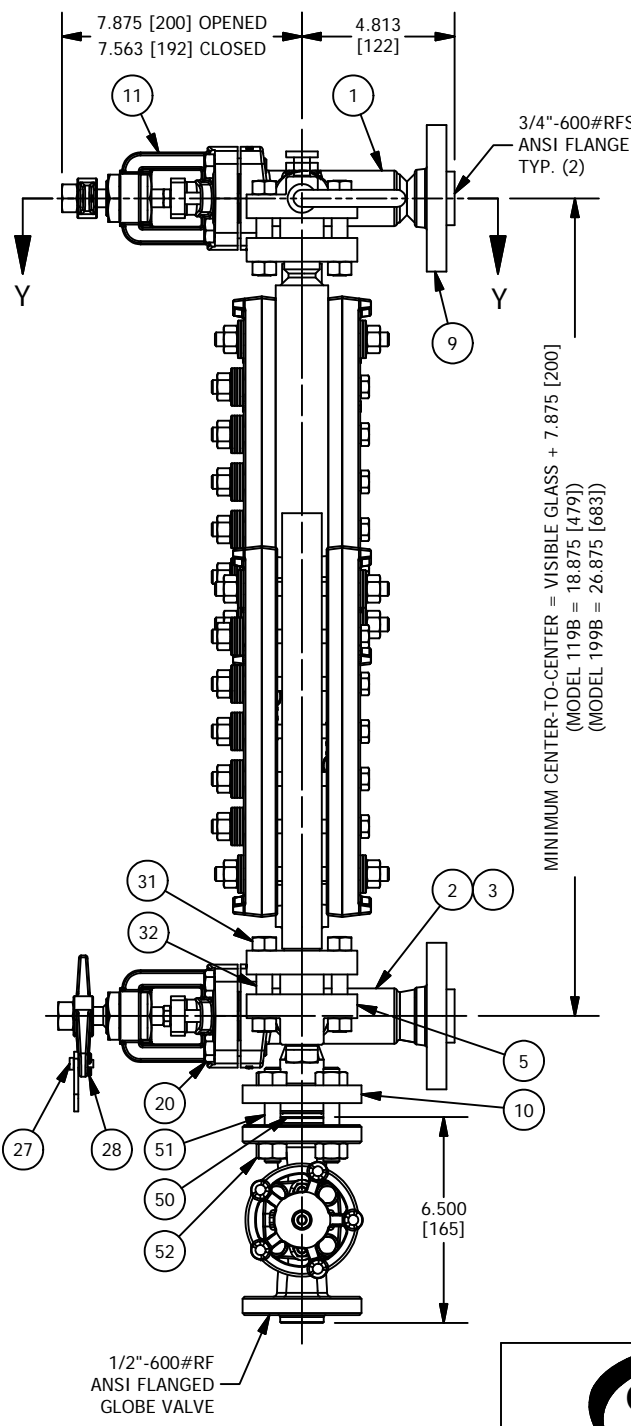
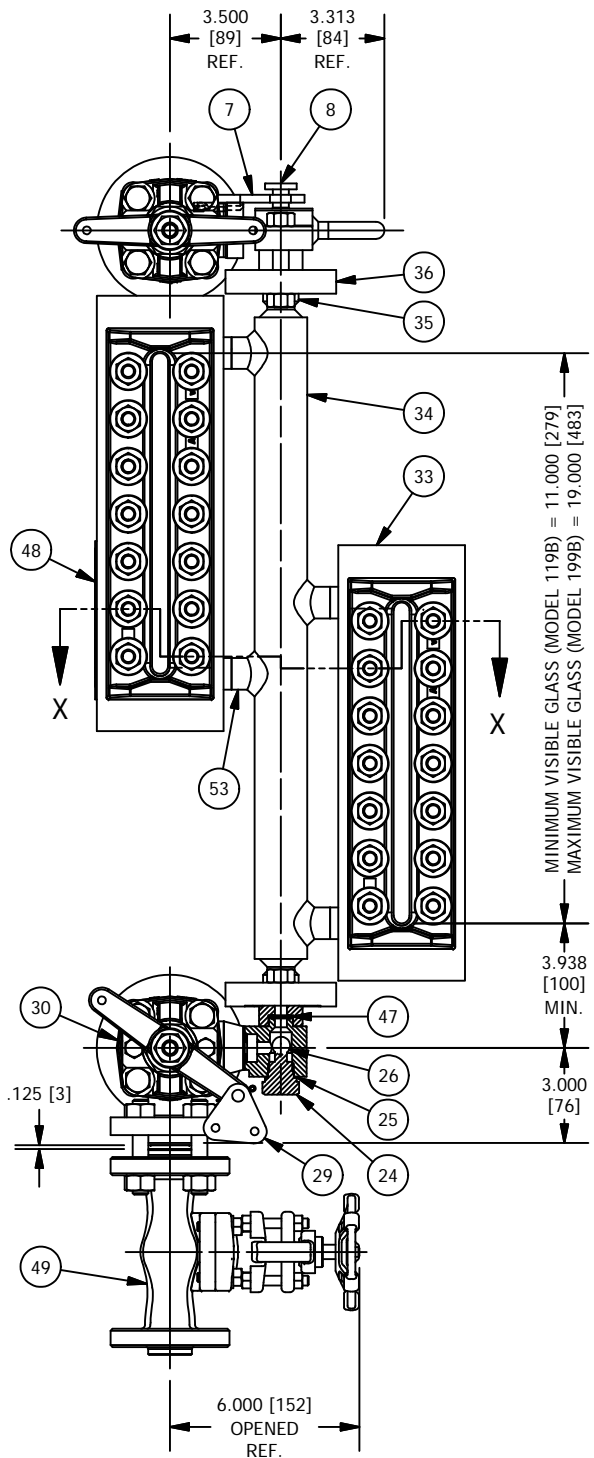


SECTION X-X



SECTION Y-Y



LEFT HAND (LH) GAGE/VALVE ASSEMBLY

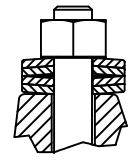
RIGHT HAND (RH) GAGE/VALVE ASSEMBLY

- NOTES:
- TO ORDER, SPECIFY:
 - "SG-XX9B" WHERE "XX" = 11 TO 19 = VISIBLE RANGE ROUNDED TO THE NEAREST INCH
 - "SG" PREFIX = COMPLETE ASSEMBLY = GAGE, VALVE SET AND DRAIN VALVE
 - FOR GAGE ONLY, OMIT "SG" AND SPECIFY "XX9B" (SEE ABOVE EXPLANATION OF "XX") AND EXISTING VALVE CENTERS
 - VALVE SET MODEL
 - "739A-4" (3/4"-600#RFSW TANK CONNS.)
 - "739B-4" (3/4"-900/1500#RFSW TANK CONNS.)
 - OPTIONAL TANK CONNS. AVAILABLE ON REQUEST
 - 739A-4 WILL BE SUPPLIED IF VALVE SET MODEL OR OPTIONAL TANK CONNS. ARE OMITTED
 - VALVE CENTER-TO-CENTER
 - LEFT HAND (LH) OR RIGHT HAND (RH) GAGE/VALVE ASSEMBLY
 - LH IF OMITTED
 - (OPTIONAL) VALVE HANDCHAIN AND TOTAL LENGTH DESIRED
 - GAGE HYDRO-TESTED @ 1350 PSI; VALVES HYDRO-TESTED @ 2175 PSI
 - WEIGHTS (APPROX.):
 - GAGE = 103#
 - TOP VALVE = 18#
 - BOTTOM VALVE = 19#
 - DRAIN VALVE = 7-1/2#
 - EQUIPMENT SHOWN MEETS ASME CODE AND ABS REGULATIONS

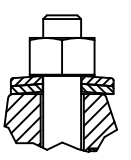
BILL OF MATERIAL

| NO. | NAME OF PART | QTY. | MATERIAL | PART NO. | SPECIFICATION |
|-----|------------------------|------|----------------|----------------|---------------|
| 1 | TOP VALVE BODY | 1 | CARBON STEEL | L847 A5 | A105 |
| 2 | BOTTOM VALVE BODY RH | 1 | CARBON STEEL | L848 A5 | A105 |
| 3 | BOTTOM VALVE BODY LH | 1 | CARBON STEEL | L849 A5 | A105 |
| 4 | TOP GAGE CONNECTION | 1 | CARBON STEEL | V3389U B | A108 GR.C1018 |
| 5 | BOTTOM GAGE CONNECTION | 1 | CARBON STEEL | V6624U B | A108 GR.C1018 |
| 6 | EXPANSION LOOP | 1 | CARBON STEEL | V9880 AXS | A106 GR.B |
| 7 | SUPPORT BRACKET | 1 | CARBON STEEL | V9882 A6 | A36 |
| 8 | WELDING CAP | 1 | CARBON STEEL | P3968 A6 | A108 GR.C1018 |
| 9 | 3/4"-600#RFSW FLG | 2 | CARBON STEEL | FA5 6 1 3D1P | A105 |
| 10 | 1/2"-600#RF FLG | 1 | CARBON STEEL | V9129U A5 | A108 |
| 11 | YOKE | 2 | CARBON STEEL | L220 B | A105 |
| 12 | VALVE STEM | 2 | 416SS | V13302 U3 | QQ-S-763 |
| 13 | VALVE SEAT | 2 | 416SS TREATED | P343 U3 | QQ-S-763 |
| 14 | VALVE SEAT GASKET | 2 | CARBON STEEL | P33 1 A1 | |
| 15 | PACKING | 24 | GRAPHITE | G264 | |
| 16 | PACKING GLAND | 2 | CARBON STEEL | V18257 4 AL4 | A36 |
| 17 | BUSHING | 2 | BRASS | P6316 F4 | B16 GR.360 |
| 18 | BUSHING NUT | 2 | CARBON STEEL | P5665 A6 | A108 GR.C1018 |
| 19 | SPIRAL GASKET | 2 | 316/CHLOROCARB | P5643 T | |
| 20 | CAP SCREW | 8 | CARBON STEEL | P6475 B71 | A193 GR.B7 |
| 21 | CAP SCREW | 4 | CARBON STEEL | P5729 B71 | A193 GR.B7 |
| 22 | LEVER | 2 | CARBON STEEL | P336 A16 | |
| 23 | VALVE STEM NUT | 2 | CARBON STEEL | P1866 2HA | A194 GR.2H |
| 24 | BALL HOLDER | 1 | 303SS | P2 Q3 | A582 |
| 25 | BALL HOLDER GASKET | 1 | CARBON STEEL | P33 4 A1 | |
| 26 | BALL CHECK | 1 | 316SS | P1 T2 | QQ-S-763 |
| 27 | PIN | 1 | CARBON STEEL | P1977 A | A108 GR.C1018 |
| 28 | COTTER PIN | 1 | CARBON STEEL | P28 A1 | |
| 29 | EQUALIZING PLATE | 1 | CARBON STEEL | P1900 A1 | |
| 30 | NAME PLATE | 2 | BRASS | P6211 F | |
| 31 | NUT | 8 | CARBON STEEL | P235 2 2HA | A194 GR.2H |
| 32 | STUD | 4 | CARBON STEEL | P4008 1 B71 | A193 GR.B7 |
| 33 | CHAMBER | 2 | CARBON STEEL | V14158U A6 | A108 GR.C1018 |
| 34 | CENTER TUBE | 1 | CARBON STEEL | V14271 ___ A46 | A106 GR.B |
| 35 | FLANGED NIPPLE | 2 | CARBON STEEL | V12369 ___ A6 | A108 GR.C1018 |
| 36 | LOOSE FLANGE | 2 | CARBON STEEL | V5094 B | A108 |
| 37 | GASKET | 4 | GRAFOIL | V13488 7 | |
| 38 | SHIELD, MICA | 4 | MICA | P4452 7 | |
| 39 | GLASS, TRANSPARENT | 4 | BOROSILICATE | V16756 7 | |
| 40 | CUSHION | 4 | IFG5500 | V18980 7 | |
| 41 | COVER | 4 | CARBON STEEL | V12365 A5 | A105 |
| 42 | STUD | 8 | CARBON STEEL | P3378 2 B71 | A193 GR.B7 |
| 43 | BOLT | 20 | CARBON STEEL | P263 B71 | A193 GR.B7 |
| 44 | SPRING WASHER | 112 | SPRING STEEL | V15528 J1 | |
| 45 | NUT | 36 | CARBON STEEL | V11062 2HA | A194 GR.2H |
| 46 | WELDING PLUG | 1 | CARBON STEEL | P7612 A6 | A108 GR.C1018 |
| 47 | SPIRAL GASKET | 2 | 304/CHLOROCARB | P5198 | |
| 48 | NAME PLATE | 1 | BRASS | P7566 F | |
| 49 | DRAIN VALVE | 1 | CARBON STEEL | A16376 | |
| 50 | SPIRAL GASKET | 1 | 316/FLEXICARB | P257 T | |
| 51 | STUD | 4 | CARBON STEEL | P4008 1 B71 | A193 GR.B7 |
| 52 | NUT | 8 | CARBON STEEL | P1866 2HA | A194 GR.2H |
| 53 | WELD NIPPLE | 4 | CARBON STEEL | V18234 A11 | A36 |

DETAIL OF SPRING WASHER STACKS



SPRING WASHER STACK UNDER EACH BOLT NUT



SPRING WASHER STACK UNDER EACH STUD NUT

MANUFACTURED BY

 16633 FOLTZ PARKWAY
 STRONGSVILLE, OH 44149 USA
 (440) 572-1500 | www.clarkreliance.com
 © Clark-Reliance Corporation. All Rights Reserved.

JERGUSON®
 #119B THRU #199B (2 SECTION) BOILER WATER
 GAGE/VALVE ASSEMBLY FOR 900# W.S.P.

| | | |
|----------------------------------|--------------|-------|
| PART NUMBER: SG119B THRU SG199B | | |
| TOLERANCE CLASS (PER PES-004): C | | |
| MATERIAL: | | |
| REVISION: 9 PER DCC 17-118/TJP | | |
| DRAWN: ZRR | DRAWING NO.: | REV.: |
| CHECKED: MK | SG-189B | 9 |
| DATE: 9/8/2016 | | |