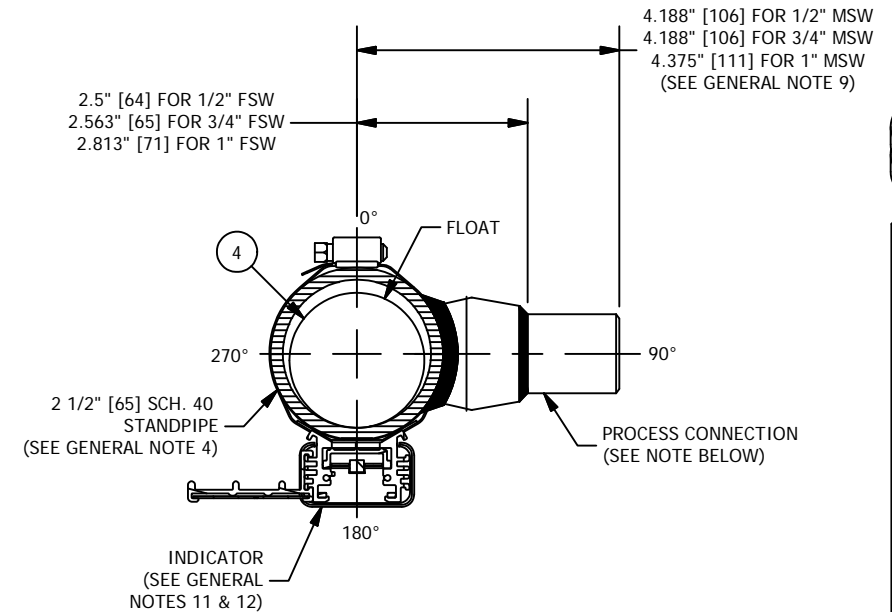
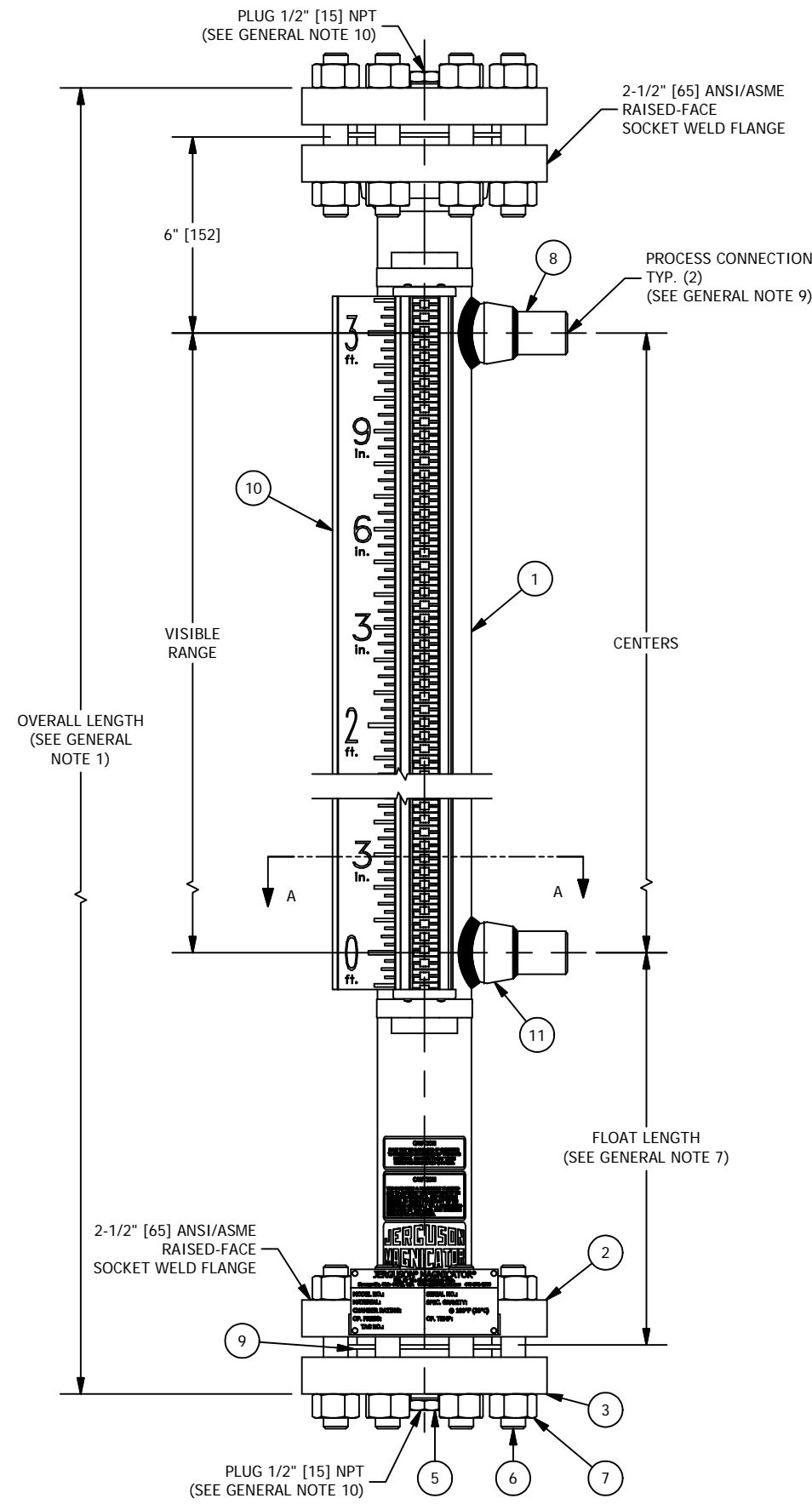


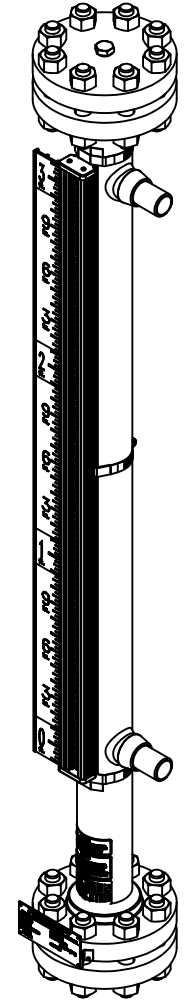
GENERAL NOTES:

1. DIMENSIONS
 - SHOWN IN INCHES W/ MM EQUIVALENTS IN BRACKETS
 - OVERALL LENGTH = CENTERS + FLOAT LENGTH + 2 * MATING FLANGE THICKNESS + 6.25" [159]
2. OPERATING CONDITIONS
 - MAX PRESSURE, MAX TEMPERATURE, & MIN SPECIFIC GRAVITY REQUIRED FOR PROPER GAGE DESIGN
3. PART NUMBER
 - CONSULT "MAGNICATOR® MAGNETIC LIQUID LEVEL INDICATION PRODUCTS" (BULLETIN M100.01) FOR COMPLETE PART NUMBER DETAILS & LIST OF AVAILABLE OPTIONS
4. STANDPIPE SIZE
 - 2 1/2" [65] SCH. 40 (STANDARD)
 - CONSULT FACTORY FOR OPTIONAL STANDPIPE SIZE AND/OR SCHEDULE (DEPENDENT ON OPERATING CONDITIONS)
5. MATERIALS OF CONSTRUCTION
 - 304/304LSS W/ CS TRIM (FLANGES, BOLTING, & PLUGS) (STANDARD)
 - 316/316LSS W/ CS TRIM (FLANGES, BOLTING, & PLUGS) (STANDARD)
 - ALL 304/304LSS (316SS BOLTING) (STANDARD)
 - ALL 316/316LSS (316SS BOLTING) (STANDARD)
 - CONSULT "MAGNICATOR® MAGNETIC LIQUID LEVEL INDICATION PRODUCTS" (BULLETIN M100.01) FOR A COMPLETE LIST OF AVAILABLE MATERIALS
6. FLOAT MATERIALS
 - 316LSS (STANDARD)
 - TITANIUM (STANDARD)
 - MONEL 400
 - HASTELLOY C276
7. FLOAT LENGTHS
 - 12" [305] (STANDARD)
 - 17" [432] (STANDARD)
 - 22" [559] (STANDARD)
 - LENGTHS DEPENDENT ON OPERATING CONDITIONS
 - CONSULT FACTORY FOR CUSTOM LENGTHS
8. GASKET MATERIALS
 - FLEXITALLIC "CGI" (OR EQUAL) SPIRAL-WOUND (STANDARD) W/ CS OUTER RING, 304 OR 316SS INNER RING, & GRAPHITE FILLER
 - CONSULT FACTORY FOR OPTIONAL GASKET MATERIALS
9. PROCESS CONNECTIONS
 - 1/2" [15] THRU 1" [25] FSW & MSW (STANDARD)
 - 1 1/2" [40] THRU 6" [150] FSW & MSW AVAILABLE ON REQUEST (REQUIRE FITTINGS THAT INCREASE SECTION A-A DIMENSION SHOWN)
 - (2) SIDE CONNECTIONS (STANDARD)
 - (2+) SIDE CONNECTIONS AVAILABLE ON REQUEST
10. VENT / DRAIN CONNECTIONS
 - 1/2" [15] FNPT (SHOWN) (STANDARD)
 - 1/2" [15] THRU 1 1/2" [40] FNPT, MNPT, FSW, & MSW
 - 1/2" [15] TO 3" [80] RAISED-FACE ANSI/ASME & DIN FLANGED
11. INDICATION
 - YELLOW / BLACK FLAGS IN ALUMINUM HOUSING (SHOWN) (STANDARD)
 - HERMETICALLY-SEALED FLAGS IN POLYCARBONATE TUBE W/ 316SS FRAME (BULLETIN M100.110)
 - HERMETICALLY-SEALED FLAGS IN GLASS TUBE W/ 316SS FRAME (BULLETIN M100.110)
 - NIGHTSTAR™ (ILLUMINATED FLAGS) (120 OR 240 VAC) (BULLETIN M100.140)
12. SCALES
 - FEET / INCHES (SHOWN) (STANDARD)
 - METER / MILLIMETER
 - PERCENT
 - CONSULT FACTORY FOR SPECIAL SCALES
13. POINT LEVEL SWITCHES
 - SAS-16 TRI-MAGNET (BULLETIN M100.27)
 - RS-2 (SPDT) HERMETICALLY-SEALED REED (BULLETIN M100.20)
 - RS-2/2 (DPDT) HERMETICALLY-SEALED REED (BULLETIN M100.20)
14. 4-20mA TRANSMITTERS
 - MTII-4300 MAGNETOSTRICTIVE (BULLETIN M100.23)
 - RST2 REED SWITCH (BULLETIN M100.22)



NOTE: AS STANDARD, PROCESS CONNECTIONS WILL BE ORIENTED AT 0°. THEY ARE SHOWN IN THIS DRAWING AT 90° FOR EASE OF VIEWING.

OPERATING CONDITIONS	
MAX PRESSURE	
MAX TEMPERATURE	
MIN SPECIFIC GRAVITY	
PROCESS FLUID	



BILL OF MATERIAL			
NO.	NAME OF PART	MATERIAL	REMARKS
1	STANDPIPE		
2	FLANGE, SOCKET WELD		
3	FLANGE, THREADED		
4	FLOAT		
5	PLUG		
6	STUD		
7	HEAVY HEX NUT		
8	PROCESS CONNECTION		
9	GASKET		
10	INDICATOR		
11	PIPET, SW		

REV	DATE	REVISION	BY
1	4/30/2018	DELETE LEVELSTAR, "II" NOTATION METRIC SCALE TO M/MM, MTII4200 TO 4300	JLi

MANUFACTURED BY
Clark-Reliance®
 16633 FOLTZ PARKWAY
 STRONGSVILLE, OH 44149 USA
 (440) 572-1500 | www.clarkreliance.com
 © Clark-Reliance® Corporation. All Rights Reserved.

JERGUSON®
 MODEL MIIH-ESW
 MAGNICATOR
 (W/ 600-2500# ANSI/ASME FLANGES)

DRAWN: TJB	REV.:
CHECKED: MK	
DATE: 4/8/2013	
REVISION: 1	
DRAWING NO.: MIIH-ESW6	1