

Jacoby-Tarbox's Full ASME rated line of high pressure flanged bulls-eye sight flow indicators are engineered per the design criteria of ASME B31.1 & B31.3, Power and Process Piping Codes, incorporating the listed ASTM materials for all metals in the unit construction.



“Out-of-the-box Compliance”

ASME B31.1 & B31.3
CRN – All Provinces
API 614
NACE MR0175 / ISO15156-1 MRO103*
PED (Specify when ordering for proper tagging)

*All Wetted Metals

Process View Maximized

View matches or exceeds pipe inside diameter, allowing 100% unobstructed process observation of liquids, slurries, gases and solids.

Minimal Pressure Drop

Non-rotor models have unrestricted flow as all internal openings are no smaller than the pipe's inside diameter.

Safely View process properties such as color, clarity, air entrainment, and interface.

Economically View drain, lube, hydraulic, condensate, food and return lines.
















Standard Features:

- Single window tempered borosilicate (1 per side / 2 total)
- Body with integrally cast ASME flanges (CL300/600) up to 4" (DN100)
- 100% Hydrotest (See schedule T100.35)

Window and Shield Options:

- FM Approved dual window tempered borosilicate (2 per side / 4 total)
- UniShield® Window Protection - bonded PFA shielding for chemical resistance
- UniGlas® fused safety windows*

*Over 35 years without a single failure – ask us for details.

	Plain 	Flapper 	Rotor 	Drip 	Gas Indicator 
Class 300	F-910HPA-300 (NF)	F-910HPA-300	F-960HPA-300	F-608HPA-300	F-910HPA-300-GI
Class 600	F-910HPA-600 (NF)	F-910HPA-600	F-960HPA-600	F-608HPA-600	F-910HPA-600-GI
Class 900	F-910HPA-900 (NF)	F-910HPA-900	F-960HPA-900	F-608HPA-900	F-910HPA-900-GI
Class 1500	F-910HPA-1500 (NF)	F-910HPA-1500	F-960HPA-1500	F-608HPA-1500	F-910HPA-1500-GI
Indicator	None	316 Weighted Flapper with 316 Pin	PTFE Rotor with 316 Pin	316 Drip Tube	Ultralight Weight PTFE Indicator with 316 Mount
Flow	Bi-Directional 	Uni-Directional 	Bi-Directional 	Uni-Directional 	Uni-Directional 
Orientation	Horizontal or Vertical 	Horizontal or Vertical Upward 	Horizontal or Vertical 	Vertical Downward or Horizontal 	Horizontal or Vertical Upward 
Application	Observe presence or absence of fluid	Flow changes by flapper position	Indicates relative process velocity by rotation speed	Condensing gasses (drip) or partially full liquid lines	Gas flows. Low velocity liquid flow in full lines

Part Number Matrix High Pressure Flanged Sight Flow Indicators

CLASS 300 MODELS Drawing
Up 750 psig (51.7 Bar) T400.117

Model	Code
F-910HPA-300(NF)	TZH-
F-910HPA-300	TZH-
F-608HPA-300	TZI-
F-960HPA-300	TZJ-
F-910HPA-300-DW(NF)	TZK-
F-910HPA-300-DW	TZK-
F-608HPA-300-DW	TZL-
F-960HPA-300-DW	TZM-

CLASS 600 MODELS Drawing
Up 1500 psig (103 Bar) T400.118

Model	Code
F-910HPA-600(NF)	TZN-
F-910HPA-600	TZN-
F-608HPA-600	TZO-
F-960HPA-600	TZP-
F-910HPA-600-DW(NF)	TZQ-
F-910HPA-600-DW	TZQ-
F-608HPA-600-DW	TZR-
F-960HPA-600-DW	TZS-

CLASS 900 MODELS Drawing
Up 2250 psig (155 Bar) T400.119

Model	Code
F-910HPA-900(NF)	T9N-
F-910HPA-900	T9N-
F-608HPA-900	T9O-
F-960HPA-900	T9P-
F-910HPA-900-DW(NF)	T9Q-
F-910HPA-900-DW	T9Q-
F-608HPA-900-DW	T9R-
F-960HPA-900-DW	T9S-

CLASS 1500 MODELS Drawing
Up 3750 psig (258 Bar) T400.120

Model	Code
F-910HPA-1500(NF)	T5N-
F-910HPA-1500	T5N-
F-608HPA-1500	T5O-
F-960HPA-1500	T5P-
F-910HPA-1500-DW(NF)	T5Q-
F-910HPA-1500-DW	T5Q-
F-608HPA-1500-DW	T5R-
F-960HPA-1500-DW	T5S-

Model	Size	Wetted Metal	Body	Indicator	Window	Gasket	Non-Wetted	Faceplate
-------	------	--------------	------	-----------	--------	--------	------------	-----------

Size	Code	Size	Code
1/2"	08	2-1/2"	20
3/4"	10	3"	22
1"	12	4"	24
1-1/2"	16	6"	28
2"	18	8"	30

Note: 2-1/2" to 8" CL300 & 600 only

Body Material	(Max Temp)	Code
Carbon Steel (WCB)	(1000F/537C)	C
316 SS (CF8M)	(1500F/815C)	S
Bronze (B61)	(450F/232C)	B
316L SS (CF3M)	(1500F/815C)	6
Hastelloy® C (CW12MW)	(1300F/704C)	H
Alloy 20 (CN7M)	(600F/577C)	A
Monel® (M-35-1)	(900F/482C)	M
Duplex (Consult Factory)	(1000F/537C)	CFCC

Consult factory for special requirements.

Body Machining	Code
Standard ASME Flange	1
PFA Lined Body	2
Body w/ 1/2" Coupling	3
Body w/ 3/4" Coupling	4
Body w/ 1" Coupling	5

Indicator Choices for .910's & 608's	Code
No Flapper = Plain (910 only)	0
316SS Flapper (910) / 316 Drip (608)	1
PTFE Flutter (910) / PTFE Drip (608)	2
Gas Indicator	G

Note: PTFE lined indicator required for PFA lined units.

Indicator Choices for 960's	Code
Standard PTFE Rotor	1
316SS Rotor - (See Note)	2

Note: ONLY use when PTFE is not compatible with process or temperature exceeds 500F (260C)

Window Note:
"Window Material",
"Trim Material", and for
Quartz, "Gasket Material",
must be picked together.

" T " = Tempered
" Q " = Quartz
" U " = UniGlas®

Trim Material	Code
Carbon Steel (T-Boro Window)	1 T
316 SS (T-Boro Window)	2 T
Carbon Steel (Quartz Window)	4 Q
316 SS (Quartz Window)	5 Q
Carbon Steel (UniGlas Window)	6 U
316 SS (UniGlas Window)	7 U

Note: All steel trim limited to 600F (277C)

Gasket choices for:

ALL Class 300 (CL3) & Class 600 (CL6)

Gasket Material	(Max Temp)	Code
Neoprene	(250F/121C)	1
Gylon® 3545	(500F/260C)	2
Fiber (IFG® 5500)	(550F/287C)	3
Graphite	(>800F/426C)	4 Q
FKM (Viton®)	(400F/204C)	5

Gasket choices for:

ALL Class 900 (CL9) & Class 1500 (CL15)

Gasket Material	(Max Temp)	Code
Neoprene - Not Available		X
Gylon® 3545	(500F/260C)	2
Fiber (IFG® 5500)	(550F/287C)	3
Graphite	(>800F/426C)	4 Q
Viton - Not Available		X

Window Material	(Max Temp)	Code
Tempered Boro Glass	(500F/260C)	1 T
T-Boro with UniShield®	(500F/260C)	2 T
Quartz Glass	(2012F/1100C)	4 Q
UniGlas® w/ Steel Ring	(600F/315C)	5 U
UniGlas® w/ Hast C Ring	(600F/315C)	6 U
UniGlas® w/ Duplex SS Ring	(532F/277C)	9 U

Rating Notes:

Design Temperature: Unit Temperature rating based on the lowest "Max Temperature" of selected components (ie. body, glass, gaskets)

Design Pressure: Actual Unit Pressure rating based on body material as defined by ASME B16.5 material group.