

| BILL OF MATERIAL | | | | | |
|------------------|-----------------------------|------|----------------------------|--------------|--------------------------|
| NO. | NAME OF PART | QTY. | MATERIAL | PART NO. | SPECIFICATION |
| 1 | BODY, VALVE BOTTOM | 1 | CARBON STEEL OR 316/316LSS | PER ORDER | A105 OR A182 Gr.F16/316L |
| 2 | BODY, VALVE TOP | 1 | CARBON STEEL OR 316/316LSS | PER ORDER | A105 OR A182 Gr.F16/316L |
| 3 | SEAT, UPSTREAM | 1 | 316/NITRIDE | PER ORDER | UNS 31600 |
| 4 | BALL, NITRIDE | 1 | 316/NITRIDE | PER ORDER | UNS 31600 |
| 5 | SEAL, SEAT | 1 | 316/FLEXICARB | PER ORDER | N/A |
| 6 | SEAT, DOWNSTREAM | 1 | 316/NITRIDE | PER ORDER | UNS 31600 |
| 7 | RETAINER, BALL | 1 | 316SS | PER ORDER | A479 OR A240 |
| 8 | SPRING, DISC | 1 | INCONEL 718 | PER ORDER | B637 |
| 9 | GASKET, SPIRAL WOUND | 1 | 316/GRAPHITE | PER ORDER | N/A |
| 10 | WASHER, THRUST | 1 | NITRONIC 50 | PER ORDER | A276 |
| 11 | STEM | 1 | INCONEL 718 | PER ORDER | B637 |
| 12 | PACKING | 3 | GRAPHITE | PER ORDER | N/A |
| 13 | RING, PACKING | 1 | NITRONIC 60 | PER ORDER | A276 |
| 14 | RING, SNAP | 1 | INCONEL 750 | PER ORDER | B637 |
| 15 | CHECK, BALL | 1 | 316SS | PER ORDER | A479 |
| 16 | FOLLOWER, GLAND | 1 | STAINLESS STEEL | PER ORDER | 17-4 |
| 17 | STUD, GLAND | 4 | 316SS | PER ORDER | A193 Gr.B8M |
| 18 | WASHER, SPRING | 8 | 301SS | PER ORDER | UNS 30100 |
| 19 | NUT, GLAND | 4 | 316SS | PER ORDER | A194 Gr.8M |
| 20 | PIN, SPRING (NOT SHOWN) | 1 | STAINLESS STEEL | PER ORDER | 18-8 |
| 21 | GLAND, INLET | 1 | LTCS OR 316/316LSS | PER ORDER | A350 Gr.LF2 OR A479 |
| 22 | NUT, COMPRESSION | 1 | LTCS OR 316/316LSS | PER ORDER | A350 Gr.LF2 OR A276 |
| 23 | PLATE, LOCK | 1 | 316SS | V22123 | A479 OR A240 |
| 24 | SCREW, PAN HEAD | 4 | 316SS | X173301 | A193 GR.B8M |
| 25 | RING, INDICATOR, POSITION | 1 | 316SS | V22706 | A240 |
| 26 | BUSHING, STEM | 1 | 316/316LSS | V22122 | A276 OR A479 |
| 27 | ASSEMBLY, HANDLE | 1 | 316/316LSS | S25032 | A276 |
| 28 | WASHER | 1 | STAINLESS STEEL | X174093 | 400 SERIES |
| 29 | NUT, ACORN | 1 | 316SS | X173001 18-8 | 18-8 |
| 30 | GRIP, HANDLE | 1 | VINYL | V22080 | N/A |
| 31 | TAG, RATING | 1 | 316/316LSS | V22079 | A240 |
| 32 | SCREW, DRIVE | 4 | STAINLESS STEEL | P1654 P | 18-8 |
| 33 | TAILPIECE, UNION GAGE CONN. | 1 | LTCS OR 316/316LSS | PER ORDER | A350 Gr.LF2 OR A276 |
| 34 | NUT, UNION TAILPIECE | 2 | LTCS OR 316/316LSS | PER ORDER | A350 Gr.LF2 OR A276 |
| 35 | GASKET, UNION | 2 | 304/GRAPHITE | V9864 1 | N/A |
| 36 | TAILPIECE, UNION TANK CONN. | 1 | LTCS OR 316/316LSS | PER ORDER | A350 Gr.LF2 OR A276 |
| 37 | NUT, UNION TAILPIECE | 1 | LTCS OR 316/316LSS | PER ORDER | A350 Gr.LF2 OR A276 |
| 38 | TAG, ISO 15848 (NOT SHOWN) | 1 | ALUMINUM | V22106 | N/A |
| 39 | CLIP, TAG (NOT SHOWN) | 1 | SPRING STEEL | X175102 | N/A |

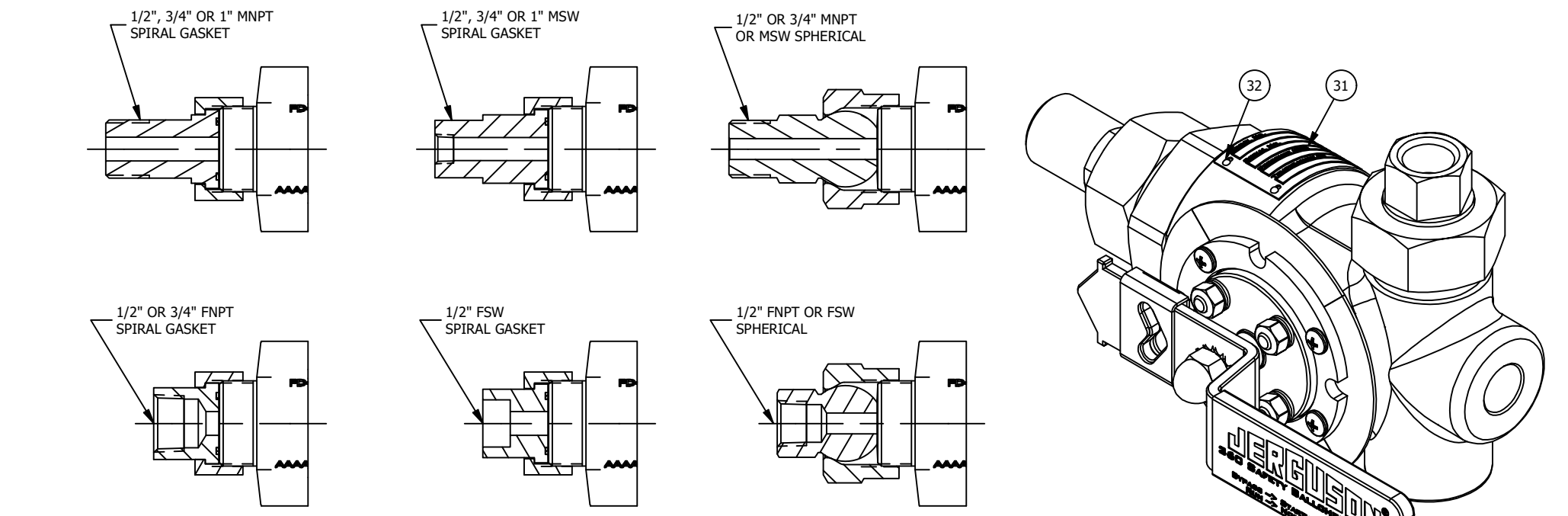
| UNION TANK CONNECTION ("A" DIMENSION) | | | | | | | | |
|---------------------------------------|--------------------|-------------------------|-------------------------|-----------|----------|-----------|-------------------------|------------------|
| 1/2" MNPT (OR MSW) | 1/2" FNPT (OR FSW) | 1/2" MNPT SPH. (OR MSW) | 1/2" FNPT SPH. (OR FSW) | 3/4" MNPT | 3/4" MSW | 3/4" FNPT | 3/4" MNPT SPH. (OR MSW) | 1" MNPT (OR MSW) |
| 7.312 | 6.437 | 7.937 | 7.062 | 7.312 | 8.125 | 6.437 | 7.937 | 7.750 |
| [186] | [163] | [202] | [179] | [186] | [206] | [163] | [202] | [197] |

| UNION GAGE CONNECTION ("B" DIMENSION) | | | | | | | | |
|---------------------------------------|--------------------|-------------------------|-------------------------|-----------|----------|-----------|-------------------------|------------------|
| 1/2" MNPT (OR MSW) | 1/2" FNPT (OR FSW) | 1/2" MNPT SPH. (OR MSW) | 1/2" FNPT SPH. (OR FSW) | 3/4" MNPT | 3/4" MSW | 3/4" FNPT | 3/4" MNPT SPH. (OR MSW) | 1" MNPT (OR MSW) |
| 4.063 | 3.188 | 4.688 | 3.813 | 4.063 | 4.063 | 3.188 | 4.688 | 4.500 |
| [103] | [81] | [119] | [97] | [103] | [103] | [81] | [119] | [114] |

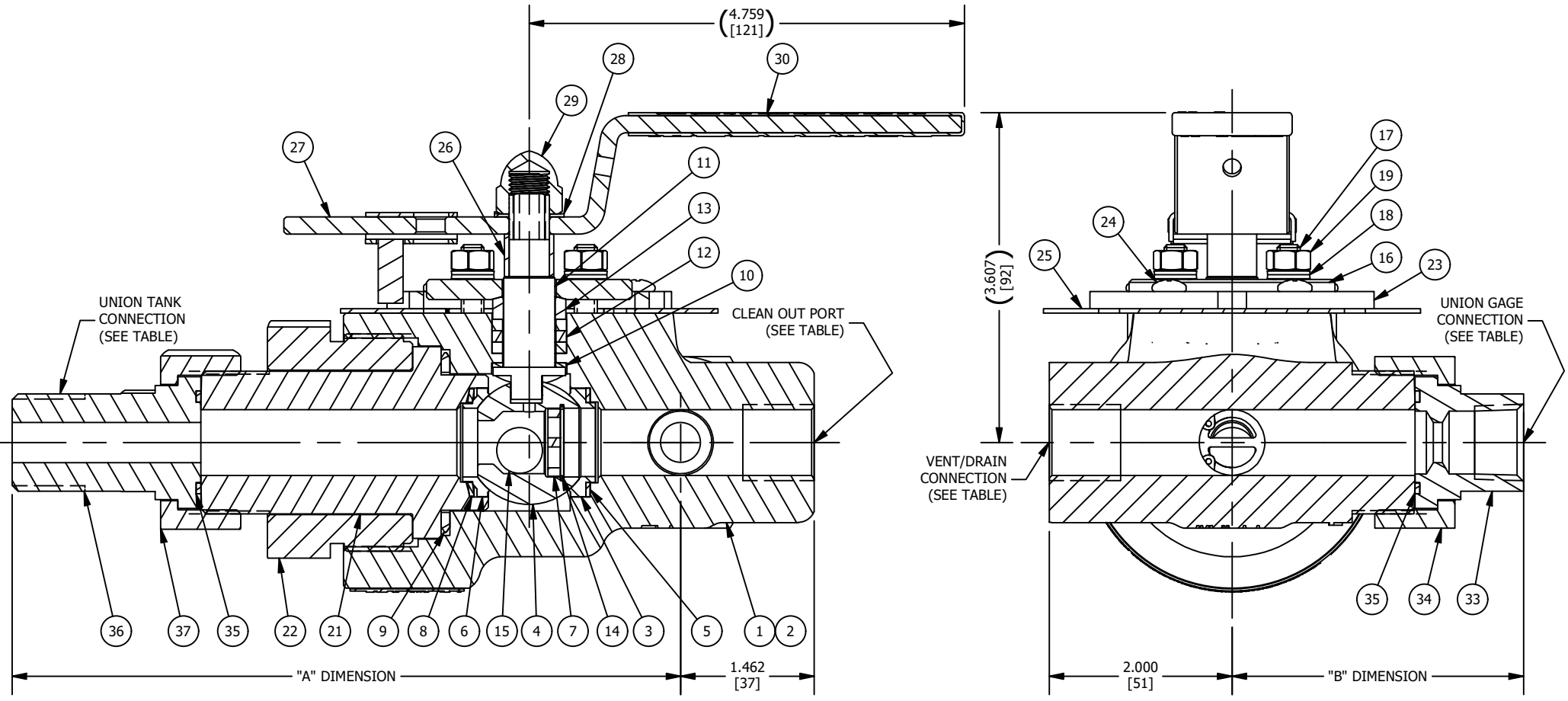
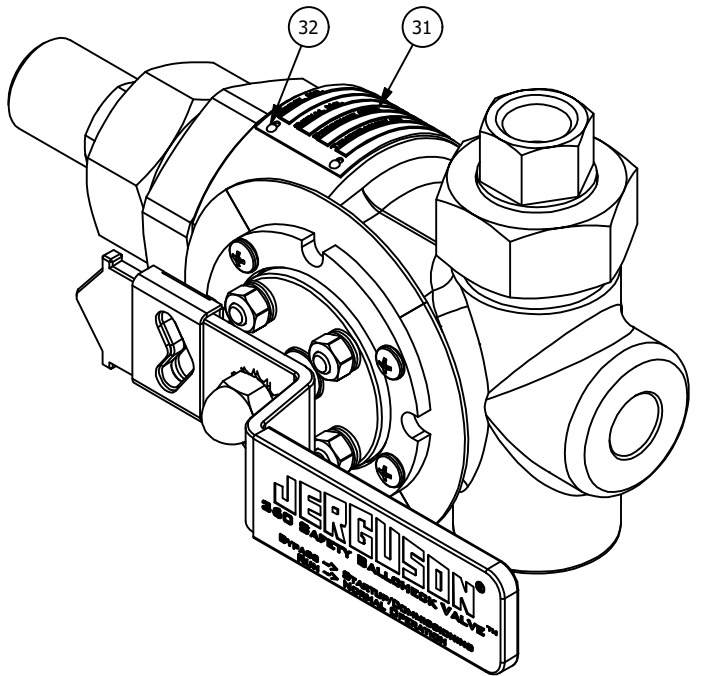
| GAGE / VENT/ DRAIN | CLEAN OUT PORT |
|---------------------------|------------------------|
| 1/2" FNPT, 3/4" FNPT, FSW | 1/2" FNPT OR 3/4" FNPT |

- NOTES:
- DIMENSIONS IN INCHES W/ mm EQUIVALENTS IN BRACKETS
 - TOP AND BOTTOM VALVES MIRROR IMAGES OF EACH OTHER (BOTTOM VALVE SHOWN)
 - VALVE RATING - CARBON STEEL:
2220 PSI @ 100°F, 255 PSI @ 1000°F (MAX)
(156 KG/CM² @ 38°C, 18 KG/CM² @ 538°C)
 - VALVE RATING - 316SS:
2160 PSI @ 100°F, 555 PSI @ 1200°F (MAX)
(152 KG/CM² @ 38°C, 39 KG/CM² @ 649°C)
 - SEE TABLES FOR AVAILABLE STANDARD CONNECTIONS
 - REFER TO THE FOLLOWING (FOR):
 - CATALOG BULLETIN J100.56 (ADDITIONAL INFORMATION)
 - IOM BULLETIN J500.56 (INSTRUCTIONS)
 - CONSULT FACTORY FOR ALTERNATE MATERIALS AND CONNECTION OPTIONS
 - ASSEMBLY WEIGHT APPROXIMATELY 12.5 LBS

| SPARE PARTS | | |
|-------------|--------------|--|
| PART NO. | DESCRIPTION | SUPPLIED |
| G294 | STEM PACKING | SET CONTAINING THREE PACKING RINGS |
| S25189 | REBUILD KIT | (1) OF EACH: UPSTREAM SEAT, SEAT SEAL, NITRIDE BALL, BALL CHECK, BALL RETAINER, SNAP RING, DOWNSTREAM SEAT, DISC SPRING, INLET GLAND SPIRAL WOUND GASKET, STEM THRUST WASHER, STEM PACKING, SPRING PIN |
| V9864 1 | UNION GASKET | ONE GASKET |



TANK & GAGE CONNECTIONS



MANUFACTURED BY
Clark-Reliance®
 16633 FOLTZ PARKWAY
 STRONGSVILLE, OH 44149 USA
 (440) 572-1500 | www.clarkreliance.com
 © Clark-Reliance® LLC. All Rights Reserved.

#364 SAFETY BALLCHECK VALVE
 UNION TANK & GAGE CONNECTIONS

JERGUSON®

| DRAWN: SH | DRAWING NO.: | REV.: |
|---|--------------|----------|
| CHECKED: RMW | 364 | 4 |
| DATE: 07/18/2017 | | |
| CDC: 4 : 22-438 : CMN : 11/02/2022 | | |
| MATERIAL: LTCS OR 316/316LSS | | |
| PART NUMBER: 364-(PER ORDER) | | |
| <small>TOLERANCES (U.O.N.): 3 Decimal Places: ± .030" 2 Decimal Places: ± .060" Fractions: ± .030" Machined Holes: ± .005" Angles: ± 1° Finish Marks: ≤ 125 RMS (See PES-004 for details.)</small> | | |

THIS DRAWING CONTAINS MATERIAL THAT IS CONFIDENTIAL AND/OR PRIVILEGED FOR THE SOLE USE OF THE INTENDED RECIPIENT. ANY REVIEW, RELIANCE OR DISTRIBUTION BY OTHERS OR FORWARDING WITHOUT EXPRESS PERMISSION IS STRICTLY PROHIBITED.