

JERGUSON®

A PRODUCT OF CLARK-RELIANCE

Minimum Centers Gage & Valve Assembly Specification Guide


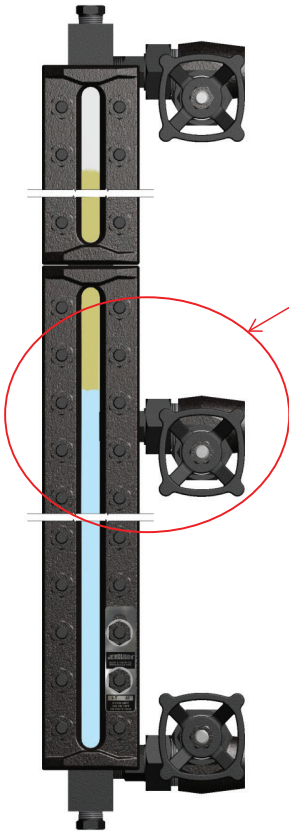


Table of Contents (1 of 3)

Additional Information	Page
Exploded Gage Views	5
Gasket/Glass Temperature Ratings & Sizes	6
Gage Pressure-Temperature Ratings	7-9
Valve Pressure-Temperature Ratings	10-12
Valve Features Reference Table	13
Valve Tank & Gage Dimensional Information	14-16



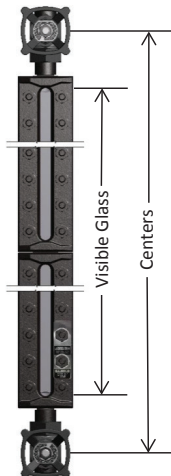
**Interface level measurement
requires special consideration.
Contact a Jerguson® Applications
Engineer.**

**JergusonApp@clarkreliance.com
440.572.1500**

Table of Contents (2 of 3)

END CONNECTED				
Series	Gage Connection Size	Gage Connection Type	Chamber Material	Page
R-20, R-32 T-20, T-32	1/2" & 3/4"	Threaded (NPT)	Carbon Steel	17
			Stainless Steel	18
		Socket Weld (SW)	Carbon Steel & Stainless Steel	19
R-300L T-300L	1/2" & 3/4"	Threaded (NPT)	Carbon Steel	20
			Stainless Steel	21
		Socket Weld (SW)	Carbon Steel & Stainless Steel	22
R-40 T-40	1/2"	Threaded (NPT)	Carbon Steel	23
			Stainless Steel	24
		Socket Weld (SW)	Carbon Steel & Stainless Steel	25
RL-10 TL-10	1/2" & 3/4"	Threaded (NPT)	Carbon Steel	26
			Stainless Steel	27
		Socket Weld (SW)	Carbon Steel & Stainless Steel	28

Straight Pattern Valves



Offset Pattern Valves

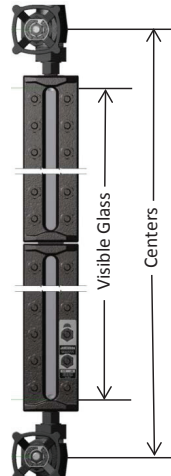
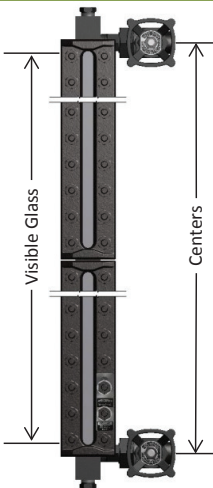


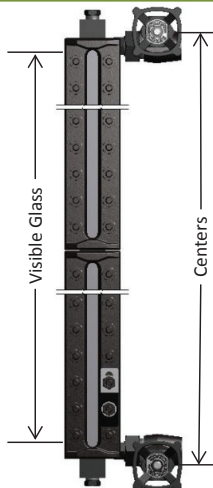
Table of Contents (3 of 3)

SIDE CONNECTED				
Series	Chamber Material	Gage Connection Type	Gage Connection Size	Page
R-20, R-32 T-20, T-32	Carbon Steel & Stainless Steel	Threaded (NPT)	1/2"	29
			3/4"	30
		Socket Weld (SW)	1/2"	31
			3/4"	32
R-300L T-300L	Carbon Steel & Stainless Steel	Threaded (NPT)	1/2"	33
			3/4"	34
		Socket Weld (SW)	1/2"	35
			3/4"	36
R-40 T-40	Carbon Steel & Stainless Steel	Threaded (NPT) & Socket Weld (SW)	1/2"	37
RL-10 TL-10	Carbon Steel & Stainless Steel	Threaded (NPT) & Socket Weld (SW)	1/2"	38
			3/4"	39

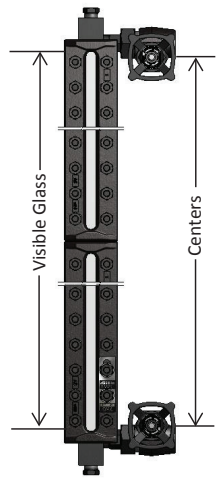
Straight Pattern Valves



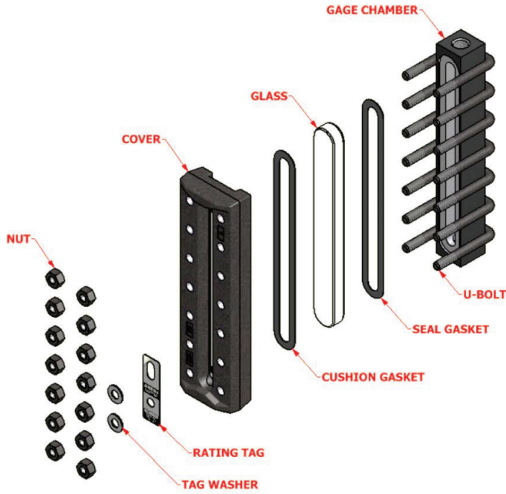
Offset Pattern Valves
Offset Outside



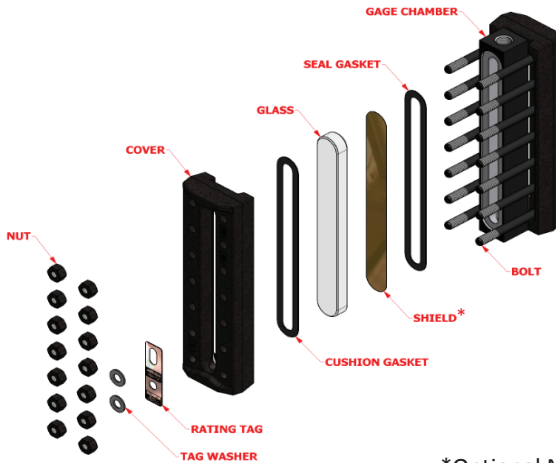
Offset Pattern Valves
Offset Inside



Reflex Gage Exploded View



Transparent Gage Exploded View



*Optional Mica Shield Shown

JERGUSON®

16633 Foltz Parkway • Strongsville, OH 44149 USA
www.Jerguson.com • JergusonApp@clarkreliance.com

Gasket Temperature Ratings

Gasket Material	Min. Temperature	Max. Temperature	Rating Factor
Garlock IFG®-5500	-40°F (-40°C)	550°F (288°C)	100%
GORE GR (ePTFE)	-450°F (-268°C)	600°F (315°C)	100%
Grafoil®	-328°F (-200°C)	800°F (426°C)	100%
PCTFE (Kel-F®) Shield	-400°F (-268°C)	302°F (150°C)	50%

Glass Temperature Ratings

Glass Type	Temp Rating
Borosilicate	Up to 600°F (316°C)
HP Borosilicate	Up to 600°F (316°C)
Aluminosilicate	Up to 800°F (426°C)

Glass Sizes

Dimensions shown in inches with mm equivalents in parentheses

Series 20, 32, 40, L10

Size	Glass Length	Typical Visible Range
1	4-1/2" (115)	3-3/4" (95)
2	5-1/2" (140)	4-3/4" (121)
3	6-1/2" (165)	5-3/4" (146)
4	7-1/2" (190)	6-3/4" (171)
5	8-5/8" (220)	7-7/8" (200)
6	9-7/8" (250)	9-1/8" (232)
7	11" (280)	10-1/4" (260)
8	12-5/8" (320)	11-7/8" (302)
9	13-3/8" (340)	12-5/8" (321)

Series 300L*

Size	Glass Length	Typical Visible Range
11	11" (280)	10-1/4" (260)
12	12" (305)	11-1/4" (286)
13	13" (330)	12-1/4" (311)
15	15" (380)	14-1/4" (362)
18	18" (457)	17-1/4" (438)
20	20" (508)	19-1/4" (489)

* Also used for obsolete Series 5 & 12

JERGUSON®

16633 Foltz Parkway • Strongsville, OH 44149 USA
www.Jerguson.com • JergusonApp@clarkreliance.com

Gage Pressure-Temperature* Ratings

(All pressure values in PSIG unless otherwise noted)

SERIES 300L

Carbon Steel Chamber					
Temperature		Pressure			
° F	° C	kPaG	BarG	Kg/cm ²	PSIG
100	38	5171	51.7	52.7	750
200	93	5171	51.7	52.7	750
300	149	5033	50.3	51.3	730
400	204	4861	48.6	49.6	705
500	260	4585	45.9	46.8	665
600	316	4171	41.7	42.5	605
SATURATED STEAM RATING 300 WSP					

Stainless Steel Chamber					
Temperature		Pressure			
° F	° C	kPaG	BarG	Kg/cm ²	PSIG
100	38	4964	49.6	50.6	720
200	93	4275	42.7	43.6	620
300	149	3861	38.6	39.4	560
400	204	3551	35.5	36.2	515
500	260	3309	33.1	33.7	480
600	316	3103	31.0	31.6	450
SATURATED STEAM RATING 300 WSP					



Reflex
R-300L

Transparent
T-300L

SERIES 20

REFLEX GAGE										
Temperature		Glass Size								
° F	° C	1	2	3	4	5	6	7	8	9
100	38	3270	3140	3000	2880	2750	2630	2510	2390	2250
200	93	3090	2970	2860	2740	2620	2500	2380	2260	2150
300	149	2900	2790	2670	2560	2450	2340	2220	2110	2000
400	204	2700	2600	2490	2380	2270	2170	2060	1950	1850
500	260	2510	2410	2305	2205	2100	2000	1900	1800	1700
600	316	2285	2190	2100	2010	1915	1820	1730	1640	1550
700	371	2080	1990	1910	1820	1740	1650	1570	1480	1400
800	427	1870	1790	1720	1640	1560	1480	1410	1330	1250
SATURATED STEAM RATING 300 WSP										

1 PSIG = 0.068 BarG
6.894 kPaG
0.070 Kg/cm²

TRANSPARENT GAGE										
Temperature		Glass Size								
° F	° C	1	2	3	4	5	6	7	8	9
100	38	2000	1850	1750	1600	1500	1350	1250	1100	1000
200	93	1900	1780	1660	1550	1440	1300	1175	1060	950
300	149	1770	1660	1550	1450	1330	1220	1100	1000	900
400	204	1675	1575	1470	1350	1250	1150	1050	925	850
500	260	1530	1450	1350	1250	1150	1050	950	850	750
600	316	1350	1275	1180	1100	1010	925	850	750	675
700	371	1220	1140	1070	990	920	840	760	690	610
800	427	1100	1030	960	890	820	750	690	620	550
SATURATED STEAM RATING WITH MICA										
		600	600	600	600	550	500	450	400	350



Reflex
R-20

Transparent
T-20

*For Temperature above 600°F (316°C) Aluminosilicate Glass must be used.
Series 20 ratings (both Reflex and Transparent) are for CS and Stainless Steel.



16633 Foltz Parkway • Strongsville, OH 44149 USA
www.Jerguson.com • JergusonApp@clarkreliance.com

Gage Pressure-Temperature* Ratings

(All pressure values in PSIG unless otherwise noted)

SERIES 32

REFLEX GAGE		
Temperature		Glass Size 1 thru 9
° F	° C	
100	38	4000
200	93	3890
300	149	3790
400	204	3700
500	260	3470
600	316	3080
700	371	2690
800	427	2300
SATURATED STEAM RATING 300 WSP		

TRANSPARENT GAGE		
Temperature		Glass Size 1 thru 9
° F	° C	
100	38	3000
200	93	2920
300	149	2850
400	204	2780
500	260	2600
600	316	2310
700	371	2020
800	427	1730
SATURATED STEAM RATING 750 WSP		

*For Temperature above 600°F (316°C) Aluminosilicate Glass must be used.

Series 32 ratings (both Reflex and Transparent) are for CS and Stainless Steel.



Reflex
R-32



Transparent
T-32

SERIES L10

REFLEX GAGE										
Temperature		Glass Size								
° F	° C	1	2	3	4	5	6	7	8	9
100	38	2400	2250	2100	1940	1800	1640	1500	1340	1200
200	93	2220	2090	1950	1810	1670	1540	1400	1260	1130
300	149	2050	1920	1800	1680	1540	1430	1300	1180	1060
400	204	1860	1750	1640	1530	1420	1320	1200	1100	1000
500	260	1690	1600	1500	1400	1300	1210	1110	1010	920
600	316	1520	1430	1350	1260	1180	1100	1010	920	850
700	371	1340	1270	1200	1130	1060	990	920	850	780
800	427	1170	1110	1060	1000	940	880	830	770	710
NOT RECOMMENDED FOR STEAM SERVICE										

1 PSIG = 0.068 BarG
6.894 kPaG
0.070 Kg/cm²

TRANSPARENT GAGE										
Temperature		Glass Size								
° F	° C	1	2	3	4	5	6	7	8	9
100	38	1200	1110	1020	930	850	760	680	590	500
200	93	1080	1000	920	840	760	680	600	530	450
300	149	960	890	830	750	680	620	540	470	400
400	204	850	790	720	670	600	540	480	420	360
500	260	730	680	630	570	520	470	420	360	310
600	316	620	570	530	480	440	400	360	310	270
700	371	500	470	430	400	360	330	290	260	220
800	427	390	360	340	310	290	260	230	210	180
NOT RECOMMENDED FOR STEAM SERVICE										



Reflex
RL-10



Transparent
TL-10

*For Temperature above 600°F (316°C) Aluminosilicate Glass must be used.

Series L10 ratings (both Reflex and Transparent) are for CS and Stainless Steel.

JERGUSON®

16633 Foltz Parkway • Strongsville, OH 44149 USA
www.Jerguson.com • JergusonApp@clarkreliance.com

Gage Pressure-Temperature* Ratings

(All pressure values in PSIG unless otherwise noted)

SERIES 40

Temperature		CS & 316SS
° F	° C	
100	38	5000
200	93	4685
300	149	4370
400	204	4055
500	260	3740
600	316	3425
700	371	3110
800	427	2795
SATURATED STEAM RATING 1500 WSP		

*For Temperature above 600°F (316°C) Aluminosilicate Glass must be used.



Reflex
R-40


Transparent
T-40

SERIES T51[†]

Carbon & Stainless Steel Valves					
Temperature		Pressure			
° F	° C	kPaG	BarG	Kg/cm ²	PSIG
100	38	68948	689.5	703.1	10000
200	93	68948	689.5	703.1	10000
300	149	68948	689.5	703.1	10000
400	204	68948	689.5	703.1	10000
NOT RECOMMENDED FOR STEAM SERVICE					

[†] Contact Factory for Sizing Assistance

1 PSIG = 0.068 BarG
6.894 kPaG
0.070 Kg/cm²



Transparent
T-51



16633 Foltz Parkway • Strongsville, OH 44149 USA
www.Jerguson.com • JergusonApp@clarkreliance.com

General Valve Information

QUICK MODEL REFERENCE CHART		
GAGE CONNECTION	STRAIGHT	OFFSET
	last numerical digit in model #	digit in model #
Non-Union	3	6
Union	4	7



143 Straight Pattern w/ non union gage



147 Offset Pattern w/ union gage

Bonnet Style	Series	Key Features
Integral	140	Single Stem Packing Nut
Union	60LE	(2) Stem Packing Nuts
Bolted	70L, 70, 80	OS&Y



143 Integral Bonnet



67LE Union Bonnet



76L Bolted Bonnet

Valve Pressure-Temperature Ratings

SERIES 140

Carbon & Stainless Steel Valves					
Temperature		Pressure			
° F	° C	kPaG	BarG	Kg/cm ²	PSIG
100	38	16547	165.5	168.7	2400
200	93	15487	154.9	157.9	2246
300	149	14426	144.3	147.1	2092
400	204	13365	133.6	136.3	1938
500	260	12304	123.0	125.5	1785
600	316	11243	112.4	114.7	1631
700	371	10183	101.8	103.8	1477
800	427	9122	91.2	93.0	1323

NOT RECOMMENDED FOR STEAM SERVICE

Straight Pattern



143



144

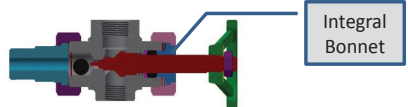
Offset Pattern



146



147



Integral Bonnet



16633 Foltz Parkway • Strongsville, OH 44149 USA
 www.Jerguson.com • JergusonApp@clarkreliance.com


Valve Pressure-Temperature Ratings

SERIES 60LE

Carbon & Stainless Steel Valves					
Temperature		Pressure			
° F	° C	kPaG	BarG	Kg/cm ²	PSIG
100	38	27579	275.8	281.2	4000
200	93	24928	249.3	254.2	3615
300	149	22276	222.8	227.2	3231
400	204	19624	196.2	200.1	2846
500	260	16973	169.7	173.1	2462
600	316	14321	143.2	146.0	2077
700	371	11670	116.7	119.0	1693
800	427	9018	90.2	92.0	1308
SATURATED STEAM RATING 600 WSP					

Straight Pattern

Offset Pattern

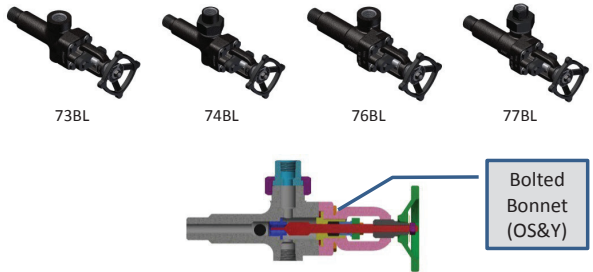


SERIES 70BL / 70XL

Carbon Steel Valves					
Temperature		Pressure			
° F	° C	kPaG	BarG	Kg/cm ²	PSIG
100	38	20684	206.8	210.9	3000
200	93	18775	187.8	191.5	2723
300	149	16867	168.7	172.0	2446
400	204	14958	149.6	152.5	2169
500	260	13049	130.5	133.1	1893
600	316	11140	111.4	113.6	1616
700	371	9231	92.3	94.1	1339
800	427	7322	73.2	74.7	1062
SATURATED STEAM RATING 750 WSP					

Straight Pattern

Offset Pattern



Stainless Steel Valves					
Temperature		Pressure			
° F	° C	kPaG	BarG	Kg/cm ²	PSIG
100	38	14479	144.8	147.6	2100
200	93	13153	131.5	134.1	1908
300	149	11827	118.3	120.6	1715
400	204	10502	105.0	107.1	1523
500	260	9176	91.8	93.6	1331
600	316	7850	78.5	80.0	1139
700	371	6524	65.2	66.5	946
800	427	5199	52.0	53.0	754
SATURATED STEAM RATING 750 WSP					

"BL" = Ball check Included

"XL" = No Ball check

JERGUSON®

16633 Foltz Parkway • Strongsville, OH 44149 USA
 www.Jerguson.com • JergusonApp@clarkreliance.com

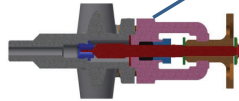
Valve Pressure-Temperature Ratings

SERIES 70*

Carbon & Stainless Steel Valves					
Temperature		Pressure			
° F	° C	kPaG	BarG	Kg/cm ²	PSIG
100	38	27579	275.8	281.2	4000
200	93	24928	249.3	254.2	3615
300	149	22276	222.8	227.2	3231
400	204	19624	196.2	200.1	2846
500	260	16973	169.7	173.1	2462
600	316	14321	143.2	146.0	2077
700	371	11670	116.7	119.0	1693
800	427	9018	90.2	92.0	1308
SATURATED STEAM RATING 750 WSP					

Straight Pattern

Offset Pattern



Bolted Bonnet (OS&Y)

*Ball check not included as standard

SERIES 80H * †

Carbon Steel Valves					
Temperature		Pressure			
° F	° C	kPaG	BarG	Kg/cm ²	PSIG
100	38	41369	413.7	421.8	6000
200	93	38770	387.7	395.3	5623
300	149	36172	361.7	368.9	5246
400	204	33574	335.7	342.4	4869
500	260	30975	309.8	315.9	4493
600	316	28377	283.8	289.4	4116
700	371	25779	257.8	262.9	3739
800	427	23180	231.8	236.4	3362
SATURATED STEAM RATING 1500 WSP					

Stainless Steel Valves					
Temperature		Pressure			
° F	° C	kPaG	BarG	Kg/cm ²	PSIG
100	38	41369	413.7	421.8	6000
200	93	39162	391.6	399.3	5680
300	149	36956	369.6	376.8	5360
400	204	34750	347.5	354.3	5040
500	260	32543	325.4	331.8	4720
600	316	30337	303.4	309.4	4400
700	371	28131	281.3	286.9	4080
800	427	25924	259.2	264.4	3760
SATURATED STEAM RATING 1500 WSP					

Straight Pattern

Offset Pattern

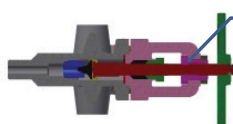


84H



86H / 86HO

87H



Bolted Bonnet (OS&Y)

SERIES 86HO † *

Carbon & Stainless Steel Valves					
Temperature		Pressure			
° F	° C	kPaG	BarG	Kg/cm ²	PSIG
100	38	68948	689.5	703.1	10000
200	93	68948	689.5	703.1	10000
300	149	68948	689.5	703.1	10000
400	204	68948	689.5	703.1	10000
NOT RECOMMENDED FOR STEAM SERVICE					

† Contact Factory for Sizing Assistance

*86HO looks identical to 86H but contains internal O-Rings yielding a higher pressure rating.



16633 Foltz Parkway • Strongsville, OH 44149 USA
 www.Jerguson.com • JergusonApp@clarkreliance.com

Valve Pressure-Temperature Ratings

SERIES 360

Temperature		Carbon Steel			
		Pressure			
° F	° C	kPaG	BarG	Kg/cm ²	PSI
100	38	15306	153	1.56	2220
200	93	14031	140	1.43	2035
300	149	13548	135	1.38	1965
400	204	13100	131	1.34	1900
500	260	12480	125	U7	1810
600	316	11756	118	1.20	1705
700	371	10963	110	1.12	1590
800	427	8515	85	87	1235

NOT RECOMMENDED FOR STEAM SERVICE

Metal-Seated Ball Valve

Straight Pattern




363



364

Temperature		316SS			
		Pressure			
° F	° C	kPaG	BarG	Kg/cm ²	PSI
100	38	14893	149	1.52	2160
200	93	12824	128	1.31	1860
300	149	11583	116	1.18	1680
400	204	10618	106	1.08	1540
500	260	9894	99	1.01	1435
600	316	9342	93	95	1355
700	371	8998	90	92	1305
800	427	8722	87	89	1265

NOT RECOMMENDED FOR STEAM SERVICE



Metal Seated

JERGUSON VALVE REFERENCE TABLE

SERIES	MAX PRESSURE (psig) @ 100°F	MODEL	STRAIGHT vs. OFFSET	CONNECTION DETAILS			BONNET STYLE			SAFETY SHUT-OFF (ballcheck)	REPLACEABLE REGRINDABLE SEAT	QUICK-CLOSING OPTION
				TANK (standard)	GAGE	VENT/DRAIN	INTEGRAL	UNION	BOLTED			
140	2,400	143	Straight	Union	Non-Union	1/2 FNPT/SW	✓			✓	✓	
		144	Straight	Union	Union	1/2 FNPT/SW	✓			✓	✓	
		146	Offset	Union	Non-Union	1/2 or 3/4 FNPT/SW	✓			✓	✓	
		147	Offset	Union	Union	1/2 or 3/4 FNPT/SW	✓			✓	✓	
60LE	4,000	63	Straight	Union	Non-Union	1/2 FNPT/SW		✓		✓	✓	
		64	Straight	Union	Union	1/2 FNPT/SW		✓		✓	✓	
		66	Offset	Union	Non-Union	1/2 or 3/4 NPT/SW		✓		✓	✓	
		67	Offset	Union	Union	1/2 or 3/4 NPT/SW		✓		✓	✓	
70BL/XL	3,000	73BL/XL	Straight	Non-Union	Non-Union	1/2 FNPT/SW			✓	BL only	✓	
		74BL/XL	Straight	Non-Union	Union	1/2 FNPT/SW			✓	BL only	✓	
		76BL/XL	Offset	Non-Union	Non-Union	1/2 or 3/4 FNPT/SW			✓	BL only	✓	
		77BL/XL	Offset	Non-Union	Union	1/2 or 3/4 FNPT/SW			✓	BL only	✓	
70	4,000	73	Straight	Non-Union	Non-Union	1/2 FNPT/SW			✓	optional	✓	
		74	Straight	Non-Union	Union	1/2 FNPT/SW			✓	optional	✓	
		76	Offset	Non-Union	Non-Union	1/2 or 3/4 FNPT/SW			✓	optional	✓	
		77	Offset	Non-Union	Union	1/2 or 3/4 FNPT/SW			✓	optional	✓	
86	6,000	86H	Offset	Non-Union	Non-Union	1/2 or 3/4 FNPT/SW			✓	optional	✓	
		10,000	86HO	Offset	Non-Union	Non-Union (FSW)	7/8-14UNF w/ o-ring			✓	✓	
		6,000	86V	Offset	Non-Union	Non-Union	1/2 or 3/4 FNPT/SW			✓	✓	
		10,000	86VO	Offset	Non-Union	Non-Union (FSW)	7/8-14UNF w/ o-ring			✓	✓	
90	4,000	93	Straight	Union	Non-Union	1/2 FNPT/SW		✓		✓	✓	
		94	Straight	Union	Union	1/2 FNPT/SW		✓		✓	✓	

1 PSIG = 0.069 BarG
6.894 kPaG
0.070 Kg/cm²


JERGUSON®

16633 Foltz Parkway • Strongsville, OH 44149 USA
www.Jerguson.com • JergusonApp@clarkreliance.com

Valve Tank & Gage Dimensional Info

Dimensions shown in inches with mm equivalents in parentheses

Standard Union Connections



Valve Series	Union Tank Connection (A dimension)							
	1/2" MNPT (OR MSW)	3/4" MNPT (OR MSW)	1" MNPT (OR MSW)	1/2" FNPT (OR FSW)	3/4" FNPT	1/2" MNPT SPH. (OR MSW)	1/2" FNPT SPH. (OR FSW)	3/4" MNPT SPH. (OR MSW)
60LE, 140	3-11/16" (94)	3-11/16" (94)	4-1/8" (105)	2-13/16" (71)	2-13/16" (71)	4-5/16" (110)	3-7/16" (87)	4-5/16" (110)

Valve Series	1/2" MNPT (OR MSW)	1/2" FNPT (OR FSW)	1/2" MNPT SPH. (OR MSW)	1/2" FNPT SPH. (OR FSW)	3/4" MNPT	3/4" MSW	3/4" FNPT	3/4" MNPT SPH. (OR MSW)
360	7-5/16 [186]	6-7/16 [163]	7-15/16 [202]	7-1/16 [179]	7-5/16 [186]	8-1/8 [206]	6-7/16 [163]	7-15/16 [202]

Valve Series	Union Gage Connection (B dimension)							
	1/2" MNPT (OR MSW)	3/4" MNPT (OR MSW)	1" MNPT (OR MSW)	1/2" FNPT (OR FSW)	3/4" FNPT	1/2" MNPT SPH. (OR MSW)	1/2" FNPT SPH. (OR FSW)	3/4" MNPT SPH. (OR MSW)
64LE, 67LE, 144, 147	3-9/16" (91)	3-9/16" (91)	4" (102)	2-11/16" (68)	2-11/16" (68)	4-3/16" (106)	3-5/16" (84)	4-3/16" (106)
74BL, 77BL, 364	4-1/16" (103)	4-1/16" (103)	4-1/2" (114)	3-3/16" (81)	3-3/16" (81)	4-11/16" (119)	3-13/16" (97)	4-11/16" (119)
74, 77	4-7/16" (113)	4-7/16" (113)	4-7/8" (124)	3-9/16" (91)	3-9/16" (91)	5-1/16" (129)	4-3/16" (106)	5-1/16" (129)

Don't see a connection option you need? Contact a Jerguson Applications Engineer.

**JergusonApp@clarkreliance.com
440.572.1500**



16633 Foltz Parkway • Strongsville, OH 44149 USA
www.Jerguson.com • JergusonApp@clarkreliance.com


Valve Tank & Gage Dimensional Info

Dimensions shown in inches with mm equivalents in parentheses

Flanged Non-Union Gage Connections

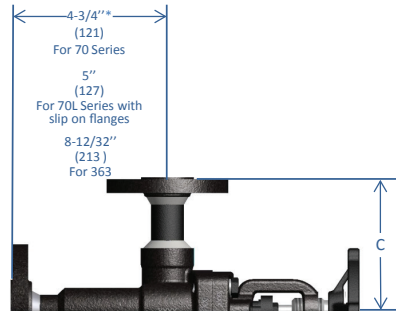
Non-Union Gage Connection (C Dimension)						
Flange Size	Flange Rating					Valves
	150#	300#	600#	900#	1500#	
1/2"	3-1/4" (83)	3-1/2" (89)	3-3/4" (95)	4-1/2" (114)	4-1/2" (114)	63LE, 66LE, 143, 146
3/4"	3-1/4" (83)	3-3/4" (95)	4" (102)	4-3/4" (121)	4-3/4" (121)	
1"	3-1/4" (83)	4" (102)	4-1/4" (108)	5-1/4" (133)		
1-1/2"						
2"						

"C" Dimensions for Slip-On or Socket-Weld Flanges



Non-Union Gage Connection (C Dimension)						
Flange Size	Flange Rating					Valves
	150#	300#	600#	900#	1500#	
1/2"	4" (102)	4-1/4" (108)	4-1/2" (114)	5-1/2" (140)	5-1/2" (140)	73 76
3/4"	4" (102)	4-3/4" (121)	5" (127)	5-1/2" (140)	5-1/2" (140)	
1"	4-1/4" (108)	4-3/4" (121)	5" (127)	6" (152)	6" (152)	
1-1/2"	4-1/4" (108)	4-3/4" (121)	5" (127)	6" (152)	6" (152)	
2"	4-1/4" (108)	4-3/4" (121)	5" (127)	6" (152)	6" (152)	73BL 76BL 363
1/2"	3-5/8" (92)	3-7/8" (98)	4-1/8" (105)	5-1/8" (130)	5-1/8" (130)	
3/4"	3-5/8" (92)	4-3/8" (111)	4-5/8" (117)	5-1/8" (130)	5-1/8" (130)	
1"	3-7/8" (98)	4-3/4" (121)	4-5/8" (117)	5-5/8" (143)	5-5/8" (143)	
1-1/2"	3-7/8" (98)	4-3/4" (121)	4-5/8" (117)	5-5/8" (143)	5-5/8" (143)	
2"	3-7/8" (98)	4-3/4" (121)	4-5/8" (117)	5-5/8" (143)	5-5/8" (143)	

"C" Dimensions for Slip-On or Socket-Weld Flanges



*Contact Factory for Socket Weld Dimensions

Does your specification call for special alloy material? Contact a Jerguson Applications Engineer.

JergusonApp@clarkreliance.com

440.572.1500

JERGUSON®

16633 Foltz Parkway • Strongsville, OH 44149 USA
www.Jerguson.com • JergusonApp@clarkreliance.com

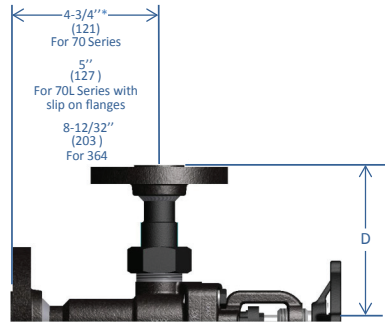
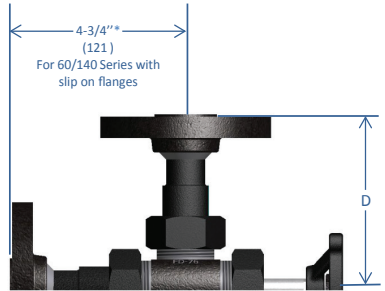
Valve Tank & Gage Dimensional Info

Dimensions shown in inches with mm equivalents in parentheses

Flanged Union Gage Connections

Union Gage Connection (D Dimension)						
Flange Size	Flange Rating					Valves
	150#	300#	600#	900#	1500#	
1/2"	4-5/8" (117)			4-5/8" (117)	4-5/8" (117)	64LE, 67LE, 144, 147
3/4"				4-5/8" (117)	4-5/8" (117)	
1"				5-3/4" (146)	5-7/8" (149)	
1-1/2"				5-7/8" (149)	6" (152)	
2"				6-1/8" (156)	6-1/2" (165)	
"D" Dimensions To 4-5/8" (117) For Slip-On Flanges Only						
"D" Dimension > 4-5/8" (117) For Socket-Weld Flanges Only						

Union Gage Connection (D Dimension)						
Flange Size	Flange Rating					Valves
	150#	300#	600#	900#	1500#	
1/2"	5-1/2" (140)			5-1/2" (140)	5-1/2" (140)	74 77
3/4"				5-1/2" (140)	5-1/2" (140)	
1"				6-5/8" (168)	6-3/4" (171)	
1-1/2"				6-3/4" (171)	6-7/8" (175)	
2"				7" (178)	7-3/8" (187)	
1/2"	5-1/8" (130)			5-1/8" (130)	5-1/8" (130)	74BL 77BL 364
3/4"				5-1/8" (130)	5-1/8" (130)	
1"				6-1/4" (159)	6-3/8" (162)	
1-1/2"				6-3/8" (162)	6-1/2" (165)	
2"				6-5/8" (168)	7" (178)	
"D" Dimensions To 5-1/2" (140) For Slip-On Flanges Only						
"D" Dimension > 5-1/2" (140) For Socket-Weld Flanges Only						



*Contact Factory for Socket Weld Dimensions

Need a custom solution? Jerguson can help. Contact a Jerguson Applications Engineer.

JergusonApp@clarkreliance.com
440.572.1500



16633 Foltz Parkway • Strongsville, OH 44149 USA
www.Jerguson.com • JergusonApp@clarkreliance.com

END CONNECTED GAGES



Material: Carbon Steel | Connection: Threaded | Size: 1/2" & 3/4"

REFLEX SERIES: R-20, R-32 / TRANSPARENT SERIES: T-20, T-32

Size	Visible Glass		Valve Series							
	(in)	(mm)	143 146 63LE 66LE	144 147 64LE 67LE	73BL 76BL 363	74BL 77BL 364	Minimum Centers			
	(in)	(mm)	(in)	(mm)	(in)	(mm)	(in)	(mm)	(in)	(mm)
11	3.750	95	8.375	213	10.750	273	9.375	238	11.750	298
12	4.750	121	9.375	238	11.750	298	10.375	264	12.750	324
13	5.750	146	10.375	264	12.750	324	11.375	289	13.750	349
14	6.750	171	11.375	289	13.750	349	12.375	314	14.750	375
15	7.875	200	12.500	318	14.875	378	13.500	343	15.875	403
16	9.125	232	13.750	349	16.125	410	14.750	375	17.125	435
17	10.250	260	14.875	378	17.250	438	15.875	403	18.250	464
18	11.875	302	16.500	419	18.875	479	17.500	445	19.875	505
19	12.625	321	17.250	438	19.625	498	18.250	464	20.625	524
23	13.000	330	17.625	448	20.000	508	18.625	473	21.000	533
24	15.000	381	19.625	498	22.000	559	20.625	524	23.000	584
25	17.250	438	21.875	556	24.250	616	22.875	581	25.250	641
26	19.750	502	24.375	619	26.750	679	25.375	645	27.750	705
27	22.000	559	26.625	676	29.000	737	27.625	702	30.000	762
28	25.250	641	29.875	759	32.250	819	30.875	784	33.250	845
29	26.750	679	31.375	797	33.750	857	32.375	822	34.750	883
36	30.375	772	35.000	889	37.375	949	36.000	914	38.375	975
37	33.750	857	38.375	975	40.750	1035	39.375	1000	41.750	1060
38	38.625	981	43.250	1099	45.625	1159	44.250	1124	46.625	1184
39	40.875	1038	45.500	1156	47.875	1216	46.500	1181	48.875	1241
47	45.500	1156	50.125	1273	52.500	1334	51.125	1299	53.500	1359
48	52.000	1321	56.625	1438	59.000	1499	57.625	1464	60.000	1524
49	55.000	1397	59.625	1514	62.000	1575	60.625	1540	63.000	1600
57	57.250	1454	61.875	1572	64.250	1632	62.875	1597	65.250	1657
58	65.375	1661	70.000	1778	72.375	1838	71.000	1803	73.375	1864
59	69.125	1756	73.750	1873	76.125	1934	74.750	1899	77.125	1959
68	78.750	2000	83.375	2118	85.750	2178	84.375	2143	86.750	2203
69	83.250	2115	87.875	2232	90.250	2292	88.875	2257	91.250	2318
78	92.125	2340	96.750	2457	99.125	2518	97.750	2483	100.125	2543
79	97.375	2473	102.000	2591	104.375	2651	103.000	2616	105.375	2677
88	105.500	2680	110.125	2797	112.500	2858	111.125	2823	113.500	2883
89	111.500	2832	116.125	2950	118.500	3010	117.125	2975	119.500	3035
98	118.875	3019	123.500	3137	125.875	3197	124.500	3162	126.875	3223
99	125.625	3191	130.250	3308	132.625	3369	131.250	3334	133.625	3394

END CONNECTED GAGES



Material: Stainless Steel | Connection: Threaded | Size: 1/2" & 3/4"

REFLEX SERIES: R-20, R-32 / TRANSPARENT SERIES: T-20, T-32

Size	Visible Glass		Valve Series							
			143 146 63LE 66LE		144 147 64LE 67LE		73BL 76BL 363		74BL 77BL 364	
			Minimum Centers							
	(in)	(mm)	(in)	(mm)	(in)	(mm)	(in)	(mm)	(in)	(mm)
11	3.750	95	8.625	219	11.000	279	9.625	244	12.000	305
12	4.750	121	9.625	244	12.000	305	10.625	270	13.000	330
13	5.750	146	10.625	270	13.000	330	11.625	295	14.000	356
14	6.750	171	11.625	295	14.000	356	12.625	321	15.000	381
15	7.875	200	12.750	324	15.125	384	13.750	349	16.125	410
16	9.125	232	14.000	356	16.375	416	15.000	381	17.375	441
17	10.250	260	15.125	384	17.500	445	16.125	410	18.500	470
18	11.875	302	16.750	425	19.125	486	17.750	451	20.125	511
19	12.625	321	17.500	445	19.875	505	18.500	470	20.875	530
23	13.000	330	17.875	454	20.250	514	18.875	479	21.250	540
24	15.000	381	19.875	505	22.250	565	20.875	530	23.250	591
25	17.250	438	22.125	562	24.500	622	23.125	587	25.500	648
26	19.750	502	24.625	625	27.000	686	25.625	651	28.000	711
27	22.000	559	26.875	683	29.250	743	27.875	708	30.250	768
28	25.250	641	30.125	765	32.500	826	31.125	791	33.500	851
29	26.750	679	31.625	803	34.000	864	32.625	829	35.000	889
36	30.375	772	35.250	895	37.625	956	36.250	921	38.625	981
37	33.750	857	38.625	981	41.000	1041	39.625	1006	42.000	1067
38	38.625	981	43.500	1105	45.875	1165	44.500	1130	46.875	1191
39	40.875	1038	45.750	1162	48.125	1222	46.750	1187	49.125	1248
47	45.500	1156	50.375	1280	52.750	1340	51.375	1305	53.750	1365
48	52.000	1321	56.875	1445	59.250	1505	57.875	1470	60.250	1530
49	55.000	1397	59.875	1521	62.250	1581	60.875	1546	63.250	1607
57	57.250	1454	62.125	1578	64.500	1638	63.125	1603	65.500	1664
58	65.375	1661	70.250	1784	72.625	1845	71.250	1810	73.625	1870
59	69.125	1756	74.000	1880	76.375	1940	75.000	1905	77.375	1965
68	78.750	2000	83.625	2124	86.000	2184	84.625	2149	87.000	2210
69	83.250	2115	88.125	2238	90.500	2299	89.125	2264	91.500	2324
78	92.125	2340	97.000	2464	99.375	2524	98.000	2489	100.375	2550
79	97.375	2473	102.250	2597	104.625	2657	103.250	2623	105.625	2683
88	105.500	2680	110.375	2804	112.750	2864	111.375	2829	113.750	2889
89	111.500	2832	116.375	2956	118.750	3016	117.375	2981	119.750	3042
98	118.875	3019	123.750	3143	126.125	3204	124.750	3169	127.125	3229
99	125.625	3191	130.500	3315	132.875	3375	131.500	3340	133.875	3400

16633 Foltz Parkway • Strongsville, OH 44149 USA
www.Jerguson.com • JergusonApp@clarkreliance.com

END CONNECTED GAGES



Material: Carbon & Stainless Steel | Connection: Socket Weld | Size: 1/2" & 3/4"

REFLEX SERIES: R-20, R-32 / TRANSPARENT SERIES: T-20, T-32

Size	Visible Glass		Valve Series								
			143 146 63LE 66LE		144 147 64LE 67LE		73BL 76BL 363		74BL 77BL 364		
	(in)	(mm)	Minimum Centers								
	(in)	(mm)	(in)	(mm)	(in)	(mm)	(in)	(mm)	(in)	(mm)	
11	3.750	95	9.375	238	10.625	270	10.375	264	11.625	295	
12	4.750	121	10.375	264	11.625	295	11.375	289	12.625	321	
13	5.750	146	11.375	289	12.625	321	12.375	314	13.625	346	
14	6.750	171	12.375	314	13.625	346	13.375	340	14.625	371	
15	7.875	200	13.500	343	14.750	375	14.500	368	15.750	400	
16	9.125	232	14.750	375	16.000	406	15.750	400	17.000	432	
17	10.250	260	15.875	403	17.125	435	16.875	429	18.125	460	
18	11.875	302	17.500	445	18.750	476	18.500	470	19.750	502	
19	12.625	321	18.250	464	19.500	495	19.250	489	20.500	521	
23	13.000	330	18.625	473	19.875	505	19.625	498	20.875	530	
24	15.000	381	20.625	524	21.875	556	21.625	549	22.875	581	
25	17.250	438	22.875	581	24.125	613	23.875	606	25.125	638	
26	19.750	502	25.375	645	26.625	676	26.375	670	27.625	702	
27	22.000	559	27.625	702	28.875	733	28.625	727	29.875	759	
28	25.250	641	30.875	784	32.125	816	31.875	810	33.125	841	
29	26.750	679	32.375	822	33.625	854	33.375	848	34.625	879	
36	30.375	772	36.000	914	37.250	946	37.000	940	38.250	972	
37	33.750	857	39.375	1000	40.625	1032	40.375	1026	41.625	1057	
38	38.625	981	44.250	1124	45.500	1156	45.250	1149	46.500	1181	
39	40.875	1038	46.500	1181	47.750	1213	47.500	1207	48.750	1238	
47	45.500	1156	51.125	1299	52.375	1330	52.125	1324	53.375	1356	
48	52.000	1321	57.625	1464	58.875	1495	58.625	1489	59.875	1521	
49	55.000	1397	60.625	1540	61.875	1572	61.625	1565	62.875	1597	
57	57.250	1454	62.875	1597	64.125	1629	63.875	1622	65.125	1654	
58	65.375	1661	71.000	1803	72.250	1835	72.000	1829	73.250	1861	
59	69.125	1756	74.750	1899	76.000	1930	75.750	1924	77.000	1956	
68	78.750	2000	84.375	2143	85.625	2175	85.375	2169	86.625	2200	
69	83.250	2115	88.875	2257	90.125	2289	89.875	2283	91.125	2315	
78	92.125	2340	97.750	2483	99.000	2515	98.750	2508	100.000	2540	
79	97.375	2473	103.000	2616	104.250	2648	104.000	2642	105.250	2673	
88	105.500	2680	111.125	2823	112.375	2854	112.125	2848	113.375	2880	
89	111.500	2832	117.125	2975	118.375	3007	118.125	3000	119.375	3032	
98	118.875	3019	124.500	3162	125.750	3194	125.500	3188	126.750	3219	
99	125.625	3191	131.250	3334	132.500	3366	132.250	3359	133.500	3391	

END CONNECTED GAGES



Material: Carbon Steel | Connection: Threaded | Size: 1/2" & 3/4"

REFLEX SERIES: R-300L / TRANSPARENT SERIES: T-300L

Size	Visible Glass		Valve Series							
			143 146 63LE 66LE		144 147 64LE 67LE		73BL 76BL 363		74BL 77BL 364	
			Minimum Centers							
	(in)	(mm)	(in)	(mm)	(in)	(mm)	(in)	(mm)	(in)	(mm)
111	10.250	260	15.093	383	17.468	444	16.093	409	18.468	469
112	11.250	286	16.093	409	18.468	469	17.093	434	19.468	494
113	12.250	311	17.093	434	19.468	494	18.093	460	20.468	520
115	14.250	362	19.093	485	21.468	545	20.093	510	22.468	571
118	17.250	438	22.093	561	24.468	621	23.093	587	25.468	647
120	19.250	489	24.093	612	26.468	672	25.093	637	27.468	698
211	22.344	568	27.187	691	29.562	751	28.187	716	30.562	776
212	24.344	618	29.187	741	31.562	802	30.187	767	32.562	827
213	26.344	669	31.187	792	33.562	852	32.187	818	34.562	878
215	30.344	771	35.187	894	37.562	954	36.187	919	38.562	979
218	36.344	923	41.187	1046	43.562	1106	42.187	1072	44.562	1132
220	40.344	1025	45.187	1148	47.562	1208	46.187	1173	48.562	1233
311	34.438	875	39.281	998	41.656	1058	40.281	1023	42.656	1083
312	37.438	951	42.281	1074	44.656	1134	43.281	1099	45.656	1160
313	40.438	1027	45.281	1150	47.656	1210	46.281	1176	48.656	1236
315	46.438	1180	51.281	1303	53.656	1363	52.281	1328	54.656	1388
318	55.438	1408	60.281	1531	62.656	1591	61.281	1557	63.656	1617
320	61.438	1561	66.281	1684	68.656	1744	67.281	1709	69.656	1769
411	46.532	1182	51.375	1305	53.750	1365	52.375	1330	54.750	1391
412	50.532	1284	55.375	1407	57.750	1467	56.375	1432	58.750	1492
413	54.532	1385	59.375	1508	61.750	1568	60.375	1534	62.750	1594
415	62.532	1588	67.375	1711	69.750	1772	68.375	1737	70.750	1797
418	74.532	1893	79.375	2016	81.750	2076	80.375	2042	82.750	2102
420	82.532	2096	87.375	2219	89.750	2280	88.375	2245	90.750	2305
511	58.626	1489	63.469	1612	65.844	1672	64.469	1638	66.844	1698
512	63.626	1616	68.469	1739	70.844	1799	69.469	1765	71.844	1825
513	68.626	1743	73.469	1866	75.844	1926	74.469	1892	76.844	1952
515	78.626	1997	83.469	2120	85.844	2180	84.469	2146	86.844	2206
518	93.626	2378	98.469	2501	100.844	2561	99.469	2527	101.844	2587
520	103.626	2632	108.469	2755	110.844	2815	109.469	2781	111.844	2841
611	70.720	1796	75.563	1919	77.938	1980	76.563	1945	78.938	2005
612	76.720	1949	81.563	2072	83.938	2132	82.563	2097	84.938	2157
613	82.720	2101	87.563	2224	89.938	2284	88.563	2250	90.938	2310
615	94.720	2406	99.563	2529	101.938	2589	100.563	2554	102.938	2615
618	112.720	2863	117.563	2986	119.938	3046	118.563	3012	120.938	3072
620	124.720	3168	129.563	3291	131.938	3351	130.563	3316	132.938	3377

16633 Foltz Parkway • Strongsville, OH 44149 USA
 www.Jerguson.com • JergusonApp@clarkreliance.com

END CONNECTED GAGES



Material: Stainless Steel | Connection: Threaded | Size: 1/2" & 3/4"

REFLEX SERIES: R-300L / TRANSPARENT SERIES: T-300L

Size	Visible Glass		Valve Series							
			143 146 63LE 66LE		144 147 64LE 67LE		73BL 76BL 363		74BL 77BL 364	
			Minimum Centers							
	(in)	(mm)	(in)	(mm)	(in)	(mm)	(in)	(mm)	(in)	(mm)
111	10.250	260	15.343	390	17.718	450	16.343	415	18.718	475
112	11.250	286	16.343	415	18.718	475	17.343	441	19.718	501
113	12.250	311	17.343	441	19.718	501	18.343	466	20.718	526
115	14.250	362	19.343	491	21.718	552	20.343	517	22.718	577
118	17.250	438	22.343	568	24.718	628	23.343	593	25.718	653
120	19.250	489	24.343	618	26.718	679	25.343	644	27.718	704
211	22.344	568	27.437	697	29.812	757	28.437	722	30.812	783
212	24.344	618	29.437	748	31.812	808	30.437	773	32.812	833
213	26.344	669	31.437	798	33.812	859	32.437	824	34.812	884
215	30.344	771	35.437	900	37.812	960	36.437	925	38.812	986
218	36.344	923	41.437	1052	43.812	1113	42.437	1078	44.812	1138
220	40.344	1025	45.437	1154	47.812	1214	46.437	1179	48.812	1240
311	34.438	875	39.531	1004	41.906	1064	40.531	1029	42.906	1090
312	37.438	951	42.531	1080	44.906	1141	43.531	1106	45.906	1166
313	40.438	1027	45.531	1156	47.906	1217	46.531	1182	48.906	1242
315	46.438	1180	51.531	1309	53.906	1369	52.531	1334	54.906	1395
318	55.438	1408	60.531	1537	62.906	1598	61.531	1563	63.906	1623
320	61.438	1561	66.531	1690	68.906	1750	67.531	1715	69.906	1776
411	46.532	1182	51.625	1311	54.000	1372	52.625	1337	55.000	1397
412	50.532	1284	55.625	1413	58.000	1473	56.625	1438	59.000	1499
413	54.532	1385	59.625	1514	62.000	1575	60.625	1540	63.000	1600
415	62.532	1588	67.625	1718	70.000	1778	68.625	1743	71.000	1803
418	74.532	1893	79.625	2022	82.000	2083	80.625	2048	83.000	2108
420	82.532	2096	87.625	2226	90.000	2286	88.625	2251	91.000	2311
511	58.626	1489	63.719	1618	66.094	1679	64.719	1644	67.094	1704
512	63.626	1616	68.719	1745	71.094	1806	69.719	1771	72.094	1831
513	68.626	1743	73.719	1872	76.094	1933	74.719	1898	77.094	1958
515	78.626	1997	83.719	2126	86.094	2187	84.719	2152	87.094	2212
518	93.626	2378	98.719	2507	101.094	2568	99.719	2533	102.094	2593
520	103.626	2632	108.719	2761	111.094	2822	109.719	2787	112.094	2847
611	70.720	1796	75.813	1926	78.188	1986	76.813	1951	79.188	2011
612	76.720	1949	81.813	2078	84.188	2138	82.813	2103	85.188	2164
613	82.720	2101	87.813	2230	90.188	2291	88.813	2256	91.188	2316
615	94.720	2406	99.813	2535	102.188	2596	100.813	2561	103.188	2621
618	112.720	2863	117.813	2992	120.188	3053	118.813	3018	121.188	3078
620	124.720	3168	129.813	3297	132.188	3358	130.813	3323	133.188	3383

END CONNECTED GAGES



Material: Carbon & Stainless Steel | Connection: Socket Weld | Size: 1/2" & 3/4"

REFLEX SERIES: R-300L / TRANSPARENT SERIES: T-300L

Size	Visible Glass		Valve Series							
			143 146 63LE 66LE		144 147 64LE 67LE		73BL 76BL 363		74BL 77BL 364	
			Minimum Centers							
	(in)	(mm)	(in)	(mm)	(in)	(mm)	(in)	(mm)	(in)	(mm)
111	10.250	260	16.093	409	17.343	441	17.093	434	18.343	466
112	11.250	286	17.093	434	18.343	466	18.093	460	19.343	491
113	12.250	311	18.093	460	19.343	491	19.093	485	20.343	517
115	14.250	362	20.093	510	21.343	542	21.093	536	22.343	568
118	17.250	438	23.093	587	24.343	618	24.093	612	25.343	644
120	19.250	489	25.093	637	26.343	669	26.093	663	27.343	695
211	22.344	568	28.187	716	29.437	748	29.187	741	30.437	773
212	24.344	618	30.187	767	31.437	798	31.187	792	32.437	824
213	26.344	669	32.187	818	33.437	849	33.187	843	34.437	875
215	30.344	771	36.187	919	37.437	951	37.187	945	38.437	976
218	36.344	923	42.187	1072	43.437	1103	43.187	1097	44.437	1129
220	40.344	1025	46.187	1173	47.437	1205	47.187	1199	48.437	1230
311	34.438	875	40.281	1023	41.531	1055	41.281	1049	42.531	1080
312	37.438	951	43.281	1099	44.531	1131	44.281	1125	45.531	1156
313	40.438	1027	46.281	1176	47.531	1207	47.281	1201	48.531	1233
315	46.438	1180	52.281	1328	53.531	1360	53.281	1353	54.531	1385
318	55.438	1408	61.281	1557	62.531	1588	62.281	1582	63.531	1614
320	61.438	1561	67.281	1709	68.531	1741	68.281	1734	69.531	1766
411	46.532	1182	52.375	1330	53.625	1362	53.375	1356	54.625	1387
412	50.532	1284	56.375	1432	57.625	1464	57.375	1457	58.625	1489
413	54.532	1385	60.375	1534	61.625	1565	61.375	1559	62.625	1591
415	62.532	1588	68.375	1737	69.625	1768	69.375	1762	70.625	1794
418	74.532	1893	80.375	2042	81.625	2073	81.375	2067	82.625	2099
420	82.532	2096	88.375	2245	89.625	2276	89.375	2270	90.625	2302
511	58.626	1489	64.469	1638	65.719	1669	65.469	1663	66.719	1695
512	63.626	1616	69.469	1765	70.719	1796	70.469	1790	71.719	1822
513	68.626	1743	74.469	1892	75.719	1923	75.469	1917	76.719	1949
515	78.626	1997	84.469	2146	85.719	2177	85.469	2171	86.719	2203
518	93.626	2378	99.469	2527	100.719	2558	100.469	2552	101.719	2584
520	103.626	2632	109.469	2781	110.719	2812	110.469	2806	111.719	2838
611	70.720	1796	76.563	1945	77.813	1976	77.563	1970	78.813	2002
612	76.720	1949	82.563	2097	83.813	2129	83.563	2123	84.813	2154
613	82.720	2101	88.563	2250	89.813	2281	89.563	2275	90.813	2307
615	94.720	2406	100.563	2554	101.813	2586	101.563	2580	102.813	2611
618	112.720	2863	118.563	3012	119.813	3043	119.563	3037	120.813	3069
620	124.720	3168	130.563	3316	131.813	3348	131.563	3342	132.813	3373

16633 Foltz Parkway • Strongsville, OH 44149 USA
 www.Jerguson.com • JergusonApp@clarkreliance.com

END CONNECTED GAGES



Material: Carbon Steel | Connection: Threaded | Size: 1/2"

REFLEX SERIES: R-40 / TRANSPARENT SERIES: T-40

Size	Visible Glass		Valve Series							
			143 146 63LE 66LE		144 147 64LE 67LE		73BL 76BL 363		74BL 77BL 364	
			Minimum Centers							
	(in)	(mm)	(in)	(mm)	(in)	(mm)	(in)	(mm)	(in)	(mm)
11	3.625	92	10.375	264	12.750	324	11.375	289	13.750	349
12	4.625	117	11.375	289	13.750	349	12.375	314	14.750	375
13	5.625	143	12.375	314	14.750	375	13.375	340	15.750	400
14	6.625	168	13.375	340	15.750	400	14.375	365	16.750	425
15	7.750	197	14.500	368	16.875	429	15.500	394	17.875	454
16	9.000	229	15.750	400	18.125	460	16.750	425	19.125	486
17	10.125	257	16.875	429	19.250	489	17.875	454	20.250	514
18	11.750	298	18.500	470	20.875	530	19.500	495	21.875	556
19	12.500	318	19.250	489	21.625	549	20.250	514	22.625	575
23	14.875	378	21.625	549	24.000	610	22.625	575	25.000	635
24	16.875	429	23.625	600	26.000	660	24.625	625	27.000	686
25	19.125	486	25.875	657	28.250	718	26.875	683	29.250	743
26	21.625	549	28.375	721	30.750	781	29.375	746	31.750	806
27	23.875	606	30.625	778	33.000	838	31.625	803	34.000	864
28	27.125	689	33.875	860	36.250	921	34.875	886	37.250	946
29	28.625	727	35.375	899	37.750	959	36.375	924	38.750	984
36	34.250	870	41.000	1041	43.375	1102	42.000	1067	44.375	1127
37	37.625	956	44.375	1127	46.750	1187	45.375	1153	47.750	1213
38	42.500	1080	49.250	1251	51.625	1311	50.250	1276	52.625	1337
39	44.750	1137	51.500	1308	53.875	1368	52.500	1334	54.875	1394
47	51.375	1305	58.125	1476	60.500	1537	59.125	1502	61.500	1562
48	57.875	1470	64.625	1641	67.000	1702	65.625	1667	68.000	1727
49	60.875	1546	67.625	1718	70.000	1778	68.625	1743	71.000	1803
57	65.125	1654	71.875	1826	74.250	1886	72.875	1851	75.250	1911
58	73.250	1861	80.000	2032	82.375	2092	81.000	2057	83.375	2118
59	77.000	1956	83.750	2127	86.125	2188	84.750	2153	87.125	2213

END CONNECTED GAGES



Material: Stainless Steel | Connection: Threaded | Size: 1/2"

REFLEX SERIES: R-40 / TRANSPARENT SERIES: T-40

Size	Visible Glass		Valve Series							
			143 146 63LE 66LE	144 147 64LE 67LE	73BL 76BL 363	74BL 77BL 364	Minimum Centers			
	(in)	(mm)	(in)	(mm)	(in)	(mm)	(in)	(mm)	(in)	(mm)
11	3.625	92	10.625	270	13.000	330	11.625	295	14.000	356
12	4.625	117	11.625	295	14.000	356	12.625	321	15.000	381
13	5.625	143	12.625	321	15.000	381	13.625	346	16.000	406
14	6.625	168	13.625	346	16.000	406	14.625	371	17.000	432
15	7.750	197	14.750	375	17.125	435	15.750	400	18.125	460
16	9.000	229	16.000	406	18.375	467	17.000	432	19.375	492
17	10.125	257	17.125	435	19.500	495	18.125	460	20.500	521
18	11.750	298	18.750	476	21.125	537	19.750	502	22.125	562
19	12.500	318	19.500	495	21.875	556	20.500	521	22.875	581
23	14.875	378	21.875	556	24.250	616	22.875	581	25.250	641
24	16.875	429	23.875	606	26.250	667	24.875	632	27.250	692
25	19.125	486	26.125	664	28.500	724	27.125	689	29.500	749
26	21.625	549	28.625	727	31.000	787	29.625	752	32.000	813
27	23.875	606	30.875	784	33.250	845	31.875	810	34.250	870
28	27.125	689	34.125	867	36.500	927	35.125	892	37.500	953
29	28.625	727	35.625	905	38.000	965	36.625	930	39.000	991
36	34.250	870	41.250	1048	43.625	1108	42.250	1073	44.625	1133
37	37.625	956	44.625	1133	47.000	1194	45.625	1159	48.000	1219
38	42.500	1080	49.500	1257	51.875	1318	50.500	1283	52.875	1343
39	44.750	1137	51.750	1314	54.125	1375	52.750	1340	55.125	1400
47	51.375	1305	58.375	1483	60.750	1543	59.375	1508	61.750	1568
48	57.875	1470	64.875	1648	67.250	1708	65.875	1673	68.250	1734
49	60.875	1546	67.875	1724	70.250	1784	68.875	1749	71.250	1810
57	65.125	1654	72.125	1832	74.500	1892	73.125	1857	75.500	1918
58	73.250	1861	80.250	2038	82.625	2099	81.250	2064	83.625	2124
59	77.000	1956	84.000	2134	86.375	2194	85.000	2159	87.375	2219

16633 Foltz Parkway • Strongsville, OH 44149 USA
www.Jerguson.com • JergusonApp@clarkreliance.com

END CONNECTED GAGES



Material: Carbon & Stainless Steel | Connection: Socket Weld | Size: 1/2"

REFLEX SERIES: R-40 / TRANSPARENT SERIES: T-40

Size	Visible Glass		Valve Series							
			143 146 63LE 66LE		144 147 64LE 67LE		73BL 76BL 363		74BL 77BL 364	
			Minimum Centers							
	(in)	(mm)	(in)	(mm)	(in)	(mm)	(in)	(mm)	(in)	(mm)
11	3.625	92	11.375	289	12.625	321	12.375	314	13.625	346
12	4.625	117	12.375	314	13.625	346	13.375	340	14.625	371
13	5.625	143	13.375	340	14.625	371	14.375	365	15.625	397
14	6.625	168	14.375	365	15.625	397	15.375	391	16.625	422
15	7.750	197	15.500	394	16.750	425	16.500	419	17.750	451
16	9.000	229	16.750	425	18.000	457	17.750	451	19.000	483
17	10.125	257	17.875	454	19.125	486	18.875	479	20.125	511
18	11.750	298	19.500	495	20.750	527	20.500	521	21.750	552
19	12.500	318	20.250	514	21.500	546	21.250	540	22.500	572
23	14.875	378	22.625	575	23.875	606	23.625	600	24.875	632
24	16.875	429	24.625	625	25.875	657	25.625	651	26.875	683
25	19.125	486	26.875	683	28.125	714	27.875	708	29.125	740
26	21.625	549	29.375	746	30.625	778	30.375	772	31.625	803
27	23.875	606	31.625	803	32.875	835	32.625	829	33.875	860
28	27.125	689	34.875	886	36.125	918	35.875	911	37.125	943
29	28.625	727	36.375	924	37.625	956	37.375	949	38.625	981
36	34.250	870	42.000	1067	43.250	1099	43.000	1092	44.250	1124
37	37.625	956	45.375	1153	46.625	1184	46.375	1178	47.625	1210
38	42.500	1080	50.250	1276	51.500	1308	51.250	1302	52.500	1334
39	44.750	1137	52.500	1334	53.750	1365	53.500	1359	54.750	1391
47	51.375	1305	59.125	1502	60.375	1534	60.125	1527	61.375	1559
48	57.875	1470	65.625	1667	66.875	1699	66.625	1692	67.875	1724
49	60.875	1546	68.625	1743	69.875	1775	69.625	1768	70.875	1800
57	65.125	1654	72.875	1851	74.125	1883	73.875	1876	75.125	1908
58	73.250	1861	81.000	2057	82.250	2089	82.000	2083	83.250	2115
59	77.000	1956	84.750	2153	86.000	2184	85.750	2178	87.000	2210

END CONNECTED GAGES



Material: Carbon Steel | Connection: Threaded | Size: 1/2" & 3/4"

REFLEX SERIES: RL-10 / TRANSPARENT SERIES: TL-10

Size	Visible Glass		Valve Series							
	(in)	(mm)	(in)	(mm)	(in)	(mm)	(in)	(mm)	(in)	(mm)
			143		144		73BL		74BL	
			146		147		76BL		77BL	
			63LE		64LE		363		364	
			66LE		67LE					
			Minimum Centers							
	(in)	(mm)	(in)	(mm)	(in)	(mm)	(in)	(mm)	(in)	(mm)
11	3.750	95	9.313	237	11.688	297	10.313	262	12.688	322
12	4.750	121	10.313	262	12.688	322	11.313	287	13.688	348
13	5.750	146	11.313	287	13.688	348	12.313	313	14.688	373
14	6.750	171	12.313	313	14.688	373	13.313	338	15.688	398
15	7.875	200	13.438	341	15.813	402	14.438	367	16.813	427
16	9.125	232	14.688	373	17.063	433	15.688	398	18.063	459
17	10.250	260	15.813	402	18.188	462	16.813	427	19.188	487
18	11.875	302	17.438	443	19.813	503	18.438	468	20.813	529
19	12.625	321	18.188	462	20.563	522	19.188	487	21.563	548
23	13.000	330	18.563	472	20.938	532	19.563	497	21.938	557
24	15.000	381	20.563	522	22.938	583	21.563	548	23.938	608
25	17.250	438	22.813	579	25.188	640	23.813	605	26.188	665
26	19.750	502	25.313	643	27.688	703	26.313	668	28.688	729
27	22.000	559	27.563	700	29.938	760	28.563	726	30.938	786
28	25.250	641	30.813	783	33.188	843	31.813	808	34.188	868
29	26.750	679	32.313	821	34.688	881	33.313	846	35.688	906
36	30.375	772	35.938	913	38.313	973	36.938	938	39.313	999
37	33.750	857	39.313	999	41.688	1059	40.313	1024	42.688	1084
38	38.625	981	44.188	1122	46.563	1183	45.188	1148	47.563	1208
39	40.875	1038	46.438	1180	48.813	1240	47.438	1205	49.813	1265
47	45.500	1156	51.063	1297	53.438	1357	52.063	1322	54.438	1383
48	52.000	1321	57.563	1462	59.938	1522	58.563	1488	60.938	1548
49	55.000	1397	60.563	1538	62.938	1599	61.563	1564	63.938	1624
57	57.250	1454	62.813	1595	65.188	1656	63.813	1621	66.188	1681
58	65.375	1661	70.938	1802	73.313	1862	71.938	1827	74.313	1888
59	69.125	1756	74.688	1897	77.063	1957	75.688	1922	78.063	1983
68	78.750	2000	84.313	2142	86.688	2202	85.313	2167	87.688	2227
69	83.250	2115	88.813	2256	91.188	2316	89.813	2281	92.188	2342
78	92.125	2340	97.688	2481	100.063	2542	98.688	2507	101.063	2567
79	97.375	2473	102.938	2615	105.313	2675	103.938	2640	106.313	2700
88	105.500	2680	111.063	2821	113.438	2881	112.063	2846	114.438	2907
89	111.500	2832	117.063	2973	119.438	3034	118.063	2999	120.438	3059
98	118.875	3019	124.438	3161	126.813	3221	125.438	3186	127.813	3246
99	125.625	3191	131.188	3332	133.563	3393	132.188	3358	134.563	3418

16633 Foltz Parkway • Strongsville, OH 44149 USA
www.Jerguson.com • JergusonApp@clarkreliance.com

END CONNECTED GAGES



Material: Stainless Steel | Connection: Threaded | Size: 1/2" & 3/4"

REFLEX SERIES: RL-10 / TRANSPARENT SERIES: TL-10

Size	Visible Glass		Valve Series							
	(in)	(mm)	143 146 63LE 66LE	144 147 64LE 67LE	73BL 76BL 363	74BL 77BL 364	Minimum Centers			
	(in)	(mm)	(in)	(mm)	(in)	(mm)	(in)	(mm)	(in)	(mm)
11	3.750	95	9.563	243	11.938	303	10.563	268	12.938	329
12	4.750	121	10.563	268	12.938	329	11.563	294	13.938	354
13	5.750	146	11.563	294	13.938	354	12.563	319	14.938	379
14	6.750	171	12.563	319	14.938	379	13.563	345	15.938	405
15	7.875	200	13.688	348	16.063	408	14.688	373	17.063	433
16	9.125	232	14.938	379	17.313	440	15.938	405	18.313	465
17	10.250	260	16.063	408	18.438	468	17.063	433	19.438	494
18	11.875	302	17.688	449	20.063	510	18.688	475	21.063	535
19	12.625	321	18.438	468	20.813	529	19.438	494	21.813	554
23	13.000	330	18.813	478	21.188	538	19.813	503	22.188	564
24	15.000	381	20.813	529	23.188	589	21.813	554	24.188	614
25	17.250	438	23.063	586	25.438	646	24.063	611	26.438	672
26	19.750	502	25.563	649	27.938	710	26.563	675	28.938	735
27	22.000	559	27.813	706	30.188	767	28.813	732	31.188	792
28	25.250	641	31.063	789	33.438	849	32.063	814	34.438	875
29	26.750	679	32.563	827	34.938	887	33.563	853	35.938	913
36	30.375	772	36.188	919	38.563	980	37.188	945	39.563	1005
37	33.750	857	39.563	1005	41.938	1065	40.563	1030	42.938	1091
38	38.625	981	44.438	1129	46.813	1189	45.438	1154	47.813	1214
39	40.875	1038	46.688	1186	49.063	1246	47.688	1211	50.063	1272
47	45.500	1156	51.313	1303	53.688	1364	52.313	1329	54.688	1389
48	52.000	1321	57.813	1468	60.188	1529	58.813	1494	61.188	1554
49	55.000	1397	60.813	1545	63.188	1605	61.813	1570	64.188	1630
57	57.250	1454	63.063	1602	65.438	1662	64.063	1627	66.438	1688
58	65.375	1661	71.188	1808	73.563	1869	72.188	1834	74.563	1894
59	69.125	1756	74.938	1903	77.313	1964	75.938	1929	78.313	1989
68	78.750	2000	84.563	2148	86.938	2208	85.563	2173	87.938	2234
69	83.250	2115	89.063	2262	91.438	2323	90.063	2288	92.438	2348
78	92.125	2340	97.938	2488	100.313	2548	98.938	2513	101.313	2573
79	97.375	2473	103.188	2621	105.563	2681	104.188	2646	106.563	2707
88	105.500	2680	111.313	2827	113.688	2888	112.313	2853	114.688	2913
89	111.500	2832	117.313	2980	119.688	3040	118.313	3005	120.688	3065
98	118.875	3019	124.688	3167	127.063	3227	125.688	3192	128.063	3253
99	125.625	3191	131.438	3339	133.813	3399	132.438	3364	134.813	3424

END CONNECTED GAGES



Material: Carbon & Stainless Steel | Connection: Socket Weld | Size: 1/2" & 3/4"

REFLEX SERIES: RL-10 / TRANSPARENT SERIES: TL-10

Size	Visible Glass		Valve Series							
			143 146 63LE 66LE		144 147 64LE 67LE		73BL 76BL 363		74BL 77BL 364	
			Minimum Centers							
	(in)	(mm)	(in)	(mm)	(in)	(mm)	(in)	(mm)	(in)	(mm)
11	3.750	95	10.313	262	11.563	294	11.313	287	12.563	319
12	4.750	121	11.313	287	12.563	319	12.313	313	13.563	345
13	5.750	146	12.313	313	13.563	345	13.313	338	14.563	370
14	6.750	171	13.313	338	14.563	370	14.313	364	15.563	395
15	7.875	200	14.438	367	15.688	398	15.438	392	16.688	424
16	9.125	232	15.688	398	16.938	430	16.688	424	17.938	456
17	10.250	260	16.813	427	18.063	459	17.813	452	19.063	484
18	11.875	302	18.438	468	19.688	500	19.438	494	20.688	525
19	12.625	321	19.188	487	20.438	519	20.188	513	21.438	545
23	13.000	330	19.563	497	20.813	529	20.563	522	21.813	554
24	15.000	381	21.563	548	22.813	579	22.563	573	23.813	605
25	17.250	438	23.813	605	25.063	637	24.813	630	26.063	662
26	19.750	502	26.313	668	27.563	700	27.313	694	28.563	726
27	22.000	559	28.563	726	29.813	757	29.563	751	30.813	783
28	25.250	641	31.813	808	33.063	840	32.813	833	34.063	865
29	26.750	679	33.313	846	34.563	878	34.313	872	35.563	903
36	30.375	772	36.938	938	38.188	970	37.938	964	39.188	995
37	33.750	857	40.313	1024	41.563	1056	41.313	1049	42.563	1081
38	38.625	981	45.188	1148	46.438	1180	46.188	1173	47.438	1205
39	40.875	1038	47.438	1205	48.688	1237	48.438	1230	49.688	1262
47	45.500	1156	52.063	1322	53.313	1354	53.063	1348	54.313	1380
48	52.000	1321	58.563	1488	59.813	1519	59.563	1513	60.813	1545
49	55.000	1397	61.563	1564	62.813	1595	62.563	1589	63.813	1621
57	57.250	1454	63.813	1621	65.063	1653	64.813	1646	66.063	1678
58	65.375	1661	71.938	1827	73.188	1859	72.938	1853	74.188	1884
59	69.125	1756	75.688	1922	76.938	1954	76.688	1948	77.938	1980
68	78.750	2000	85.313	2167	86.563	2199	86.313	2192	87.563	2224
69	83.250	2115	89.813	2281	91.063	2313	90.813	2307	92.063	2338
78	92.125	2340	98.688	2507	99.938	2538	99.688	2532	100.938	2564
79	97.375	2473	103.938	2640	105.188	2672	104.938	2665	106.188	2697
88	105.500	2680	112.063	2846	113.313	2878	113.063	2872	114.313	2904
89	111.500	2832	118.063	2999	119.313	3031	119.063	3024	120.313	3056
98	118.875	3019	125.438	3186	126.688	3218	126.438	3212	127.688	3243
99	125.625	3191	132.188	3358	133.438	3389	133.188	3383	134.438	3415

16633 Foltz Parkway • Strongsville, OH 44149 USA
 www.Jerguson.com • JergusonApp@clarkreliance.com

SIDE CONNECTED GAGES



Material: Carbon & Stainless Steel | Connection: Threaded | Size: 1/2"

REFLEX SERIES: R-20, R-32 / TRANSPARENT SERIES: T-20, T-32

Size	Visible Glass		Valve Series					
			143 144 63LE 64LE 73BL 74BL 363 364		Offset Inside 146 147 66LE 67LE 76BL 77BL		Offset Outside ¹ 146 147 66LE 67LE 76BL 77BL	
Minimum Centers ^{2,3}								
	(in)	(mm)	(in)	(mm)	(in)	(mm)	(in)	(mm)
11	3.750	95	4.529	115	2.779	71	6.279	159
12	4.750	121	5.527	140	3.777	96	7.277	185
13	5.750	146	6.259	159	4.509	115	8.009	203
14	6.750	171	7.527	191	5.777	147	9.277	236
15	7.875	200	8.650	220	6.900	175	10.400	264
16	9.125	232	9.474	241	7.724	196	11.224	285
17	10.250	260	11.083	282	9.333	237	12.833	326
18	11.875	302	12.690	322	10.940	278	14.440	367
19	12.625	321	12.690	322	10.940	278	14.440	367
23	13.000	330	13.509	343	11.759	299	15.259	388
24	15.000	381	15.777	401	14.027	356	17.527	445
25	17.250	438	18.025	458	16.275	413	19.775	502
26	19.750	502	20.099	511	18.349	466	21.849	555
27	22.000	559	22.833	580	21.083	536	24.583	624
28	25.250	641	26.065	662	24.315	618	27.815	707
29	26.750	679	26.815	681	25.065	637	28.565	726
36	30.375	772	30.724	780	28.974	736	32.474	825
37	33.750	857	34.583	878	32.833	834	36.333	923
38	38.625	981	39.440	1002	37.690	957	41.190	1046
39	40.875	1038	40.940	1040	39.190	995	42.690	1084
47	45.500	1156	46.333	1177	44.583	1132	48.083	1221
48	52.000	1321	52.815	1342	51.065	1297	54.565	1386
49	55.000	1397	55.065	1399	53.315	1354	56.815	1443
57	57.250	1454	58.083	1475	56.333	1431	59.833	1520
58	65.375	1661	66.190	1681	64.440	1637	67.940	1726
59	69.125	1756	69.190	1757	67.440	1713	70.940	1802
68	78.750	2000	79.565	2021	77.815	1977	81.315	2065
69	83.250	2115	83.315	2116	81.565	2072	85.065	2161
78	92.125	2340	92.940	2361	91.190	2316	94.690	2405
79	97.375	2473	97.440	2475	95.690	2431	99.190	2519
88	105.500	2680	106.315	2700	104.565	2656	108.065	2745
89	111.500	2832	111.565	2834	109.815	2789	113.315	2878
98	118.875	3019	119.690	3040	117.940	2996	121.440	3085
99	125.625	3191	125.690	3193	123.940	3148	127.440	3237

¹ IF CENTERS ALLOW, VALVES WILL BE OFFSET OUTSIDE

² BACK CONNECTED REFLEX GAGES: MINIMUM CENTERS ARE THE SAME AS SIDE CONNECT DIMENSIONS ABOVE

³ BACK CONNECTED TRANSPARENT GAGES: CONTACT FACTORY FOR MINIMUM CENTERS

SIDE CONNECTED GAGES



Material: Carbon & Stainless Steel | Connection: Threaded | Size: 3/4"

REFLEX SERIES: R-20, R-32 / TRANSPARENT SERIES: T-20, T-32

Size	Visible Glass		Valve Series					
			143 144 63LE 64LE 73BL 74BL 363 364		Offset Inside		Offset Outside ¹	
					146 147 66LE 67LE 76BL 77BL		146 147 66LE 67LE 76BL 77BL	
Minimum Centers ^{2,3}								
	(in)	(mm)	(in)	(mm)	(in)	(mm)	(in)	(mm)
11	3.750	95	4.739	120	2.989	76	6.489	165
12	4.750	121	5.737	146	3.987	101	7.487	190
13	5.750	146	6.469	164	4.719	120	8.219	209
14	6.750	171	7.737	197	5.987	152	9.487	241
15	7.875	200	8.860	225	7.110	181	10.610	269
16	9.125	232	9.684	246	7.934	202	11.434	290
17	10.250	260	11.293	287	9.543	242	13.043	331
18	11.875	302	12.900	328	11.150	283	14.650	372
19	12.625	321	12.900	328	11.150	283	14.650	372
23	13.000	330	13.719	348	11.969	304	15.469	393
24	15.000	381	15.987	406	14.237	362	17.737	451
25	17.250	438	18.235	463	16.485	419	19.985	508
26	19.750	502	20.309	516	18.559	471	22.059	560
27	22.000	559	23.043	585	21.293	541	24.793	630
28	25.250	641	26.275	667	24.525	623	28.025	712
29	26.750	679	27.025	686	25.275	642	28.775	731
36	30.375	772	30.934	786	29.184	741	32.684	830
37	33.750	857	34.793	884	33.043	839	36.543	928
38	38.625	981	39.650	1007	37.900	963	41.400	1052
39	40.875	1038	41.150	1045	39.400	1001	42.900	1090
47	45.500	1156	46.543	1182	44.793	1138	48.293	1227
48	52.000	1321	53.025	1347	51.275	1302	54.775	1391
49	55.000	1397	55.275	1404	53.525	1360	57.025	1448
57	57.250	1454	58.293	1481	56.543	1436	60.043	1525
58	65.375	1661	66.400	1687	64.650	1642	68.150	1731
59	69.125	1756	69.400	1763	67.650	1718	71.150	1807
68	78.750	2000	79.775	2026	78.025	1982	81.525	2071
69	83.250	2115	83.525	2122	81.775	2077	85.275	2166
78	92.125	2340	93.150	2366	91.400	2322	94.900	2410
79	97.375	2473	97.650	2480	95.900	2436	99.400	2525
88	105.500	2680	105.525	2680	104.775	2661	108.275	2750
89	111.500	2832	111.775	2839	110.025	2795	113.525	2884
98	118.875	3019	119.900	3045	118.150	3001	121.650	3090
99	125.625	3191	125.900	3198	124.150	3153	127.650	3242

¹ IF CENTERS ALLOW, VALVES WILL BE OFFSET OUTSIDE

² BACK CONNECTED REFLEX GAGES: MINIMUM CENTERS ARE THE SAME AS SIDE CONNECT DIMENSIONS ABOVE

³ BACK CONNECTED TRANSPARENT GAGES: CONTACT FACTORY FOR MINIMUM CENTERS

SIDE CONNECTED GAGES



Material: Carbon & Stainless Steel | Connection: Socket Weld | Size: 1/2"

REFLEX SERIES: R-20, R-32 / TRANSPARENT SERIES: T-20, T-32

Size	Visible Glass		Valve Series					
			143 144 63LE 64LE 73BL 74BL 363 364		Offset Inside 146 147 66LE 67LE 76BL 77BL		Offset Outside ¹ 146 147 66LE 67LE 76BL 77BL	
			Minimum Centers ^{2,3}					
	(in)	(mm)	(in)	(mm)	(in)	(mm)	(in)	(mm)
11	3.750	95	4.786	122	3.036	77	6.536	166
12	4.750	121	5.784	147	4.034	102	7.534	191
13	5.750	146	6.516	166	4.766	121	8.266	210
14	6.750	171	7.784	198	6.034	153	9.534	242
15	7.875	200	8.907	226	7.157	182	10.657	271
16	9.125	232	9.731	247	7.981	203	11.481	292
17	10.250	260	11.340	288	9.590	244	13.090	332
18	11.875	302	12.947	329	11.197	284	14.697	373
19	12.625	321	12.947	329	11.197	284	14.697	373
23	13.000	330	13.766	350	12.016	305	15.516	394
24	15.000	381	16.034	407	14.284	363	17.784	452
25	17.250	438	18.282	464	16.532	420	20.032	509
26	19.750	502	20.356	517	18.606	473	22.106	561
27	22.000	559	23.090	586	21.340	542	24.840	631
28	25.250	641	26.322	669	24.572	624	28.072	713
29	26.750	679	27.072	688	25.322	643	28.822	732
36	30.375	772	30.981	787	29.231	742	32.731	831
37	33.750	857	34.840	885	33.090	840	36.590	929
38	38.625	981	39.697	1008	37.947	964	41.447	1053
39	40.875	1038	41.197	1046	39.447	1002	42.947	1091
47	45.500	1156	46.590	1183	44.840	1139	48.340	1228
48	52.000	1321	53.072	1348	51.322	1304	54.822	1392
49	55.000	1397	55.322	1405	53.572	1361	57.072	1450
57	57.250	1454	58.340	1482	56.590	1437	60.090	1526
58	65.375	1661	66.447	1688	64.697	1643	68.197	1732
59	69.125	1756	69.447	1764	67.697	1720	71.197	1808
68	78.750	2000	79.822	2027	78.072	1983	81.572	2072
69	83.250	2115	83.572	2123	81.822	2078	85.322	2167
78	92.125	2340	93.197	2367	91.447	2323	94.947	2412
79	97.375	2473	97.697	2482	95.947	2437	99.447	2526
88	105.500	2680	106.572	2707	104.822	2662	108.322	2751
89	111.500	2832	111.822	2840	110.072	2796	113.572	2885
98	118.875	3019	119.947	3047	118.197	3002	121.697	3091
99	125.625	3191	125.947	3199	124.197	3155	127.697	3244

¹ IF CENTERS ALLOW, VALVES WILL BE OFFSET OUTSIDE

² BACK CONNECTED REFLEX GAGES: MINIMUM CENTERS ARE THE SAME AS SIDE CONNECT DIMENSIONS ABOVE

³ BACK CONNECTED TRANSPARENT GAGES: CONTACT FACTORY FOR MINIMUM CENTERS

SIDE CONNECTED GAGES



Material: Carbon & Stainless Steel | Connection: Socket Weld | Size: 3/4"

REFLEX SERIES: R-20, R-32 / TRANSPARENT SERIES: T-20, T-32

Size	Visible Glass		Valve Series					
			143 144 63LE 64LE 73BL 74BL 363 364		Offset Inside 146 147 66LE 67LE 76BL 77BL		Offset Outside ¹ 146 147 66LE 67LE 76BL 77BL	
			Minimum Centers ^{2,3}					
	(in)	(mm)	(in)	(mm)	(in)	(mm)	(in)	(mm)
11	3.750	95	4.996	127	3.246	82	6.746	171
12	4.750	121	5.994	152	4.244	108	7.744	197
13	5.750	146	6.726	171	4.976	126	8.476	215
14	6.750	171	7.994	203	6.244	159	9.744	247
15	7.875	200	9.117	232	7.367	187	10.867	276
16	9.125	232	9.941	253	8.191	208	11.691	297
17	10.250	260	11.550	293	9.800	249	13.300	338
18	11.875	302	13.157	334	11.407	290	14.907	379
19	12.625	321	13.157	334	11.407	290	14.907	379
23	13.000	330	13.976	355	12.226	311	15.726	399
24	15.000	381	16.244	413	14.494	368	17.994	457
25	17.250	438	18.492	470	16.742	425	20.242	514
26	19.750	502	20.566	522	18.816	478	22.316	567
27	22.000	559	23.300	592	21.550	547	25.050	636
28	25.250	641	26.532	674	24.782	629	28.282	718
29	26.750	679	27.282	693	25.532	649	29.032	737
36	30.375	772	31.191	792	29.441	748	32.941	837
37	33.750	857	35.050	890	33.300	846	36.800	935
38	38.625	981	39.907	1014	38.157	969	41.657	1058
39	40.875	1038	41.407	1052	39.657	1007	43.157	1096
47	45.500	1156	46.800	1189	45.050	1144	48.550	1233
48	52.000	1321	53.282	1353	51.532	1309	55.032	1398
49	55.000	1397	55.532	1411	53.782	1366	57.282	1455
57	57.250	1454	58.550	1487	56.800	1443	60.300	1532
58	65.375	1661	66.657	1693	64.907	1649	68.407	1738
59	69.125	1756	69.657	1769	67.907	1725	71.407	1814
68	78.750	2000	80.032	2033	78.282	1988	81.782	2077
69	83.250	2115	83.782	2128	82.032	2084	85.532	2173
78	92.125	2340	93.407	2373	91.657	2328	95.157	2417
79	97.375	2473	97.907	2487	96.157	2442	99.657	2531
88	105.500	2680	106.782	2712	105.032	2668	108.532	2757
89	111.500	2832	112.032	2846	110.282	2801	113.782	2890
98	118.875	3019	120.157	3052	118.407	3008	121.907	3096
99	125.625	3191	126.157	3204	124.407	3160	127.907	3249

¹ IF CENTERS ALLOW, VALVES WILL BE OFFSET OUTSIDE

² BACK CONNECTED REFLEX GAGES: MINIMUM CENTERS ARE THE SAME AS SIDE CONNECT DIMENSIONS ABOVE

³ BACK CONNECTED TRANSPARENT GAGES: CONTACT FACTORY FOR MINIMUM CENTERS

SIDE CONNECTED GAGES



Material: Carbon & Stainless Steel | Connection: Threaded | Size: 1/2"

REFLEX SERIES: R-300L / TRANSPARENT SERIES: T-300L

Size	Visible Glass		Valve Series					
	(in)	(mm)	(in)	(mm)	(in)	(mm)	(in)	(mm)
			143		Offset Inside		Offset Outside ¹	
			144		146		146	
			63LE		147		147	
			64LE		66LE		66LE	
			73BL		67LE		67LE	
			74BL		76BL		76BL	
			363		77BL		77BL	
			364					
			Minimum Centers ^{2,3}					
			(in)	(mm)	(in)	(mm)	(in)	(mm)
111	10.250	260	11.800	300	10.050	255	13.550	344
112	11.250	286	12.800	325	11.050	281	14.550	370
113	12.250	311	13.800	351	12.050	306	15.550	395
115	14.250	362	15.800	401	14.050	357	17.550	446
118	17.250	438	18.800	478	17.050	433	20.550	522
120	19.250	489	20.800	528	19.050	484	22.550	573
211	22.344	568	23.894	607	22.144	562	25.644	651
212	24.344	618	25.894	658	24.144	613	27.644	702
213	26.344	669	27.894	709	26.144	664	29.644	753
215	30.344	771	31.894	810	30.144	766	33.644	855
218	36.344	923	37.894	963	36.144	918	39.644	1007
220	40.344	1025	41.894	1064	40.144	1020	43.644	1109
311	34.438	875	35.988	914	34.238	870	37.738	959
312	37.438	951	38.988	990	37.238	946	40.738	1035
313	40.438	1027	41.988	1066	40.238	1022	43.738	1111
315	46.438	1180	47.988	1219	46.238	1174	49.738	1263
318	55.438	1408	56.988	1447	55.238	1403	58.738	1492
320	61.438	1561	62.988	1600	61.238	1555	64.738	1644
411	46.532	1182	48.082	1221	46.332	1177	49.832	1266
412	50.532	1284	52.082	1323	50.332	1278	53.832	1367
413	54.532	1385	56.082	1424	54.332	1380	57.832	1469
415	62.532	1588	64.082	1628	62.332	1583	65.832	1672
418	74.532	1893	76.082	1932	74.332	1888	77.832	1977
420	82.532	2096	84.082	2136	82.332	2091	85.832	2180
511	58.626	1489	60.176	1528	58.426	1484	61.926	1573
512	63.626	1616	65.176	1655	63.426	1611	66.926	1700
513	68.626	1743	70.176	1782	68.426	1738	71.926	1827
515	78.626	1997	80.176	2036	78.426	1992	81.926	2081
518	93.626	2378	95.176	2417	93.426	2373	96.926	2462
520	103.626	2632	105.176	2671	103.426	2627	106.926	2716
611	70.720	1796	72.270	1836	70.520	1791	74.020	1880
612	76.720	1949	78.270	1988	76.520	1944	80.020	2033
613	82.720	2101	84.270	2140	82.520	2096	86.020	2185
615	94.720	2406	96.270	2445	94.520	2401	98.020	2490
618	112.720	2863	114.270	2902	112.520	2858	116.020	2947
620	124.720	3168	126.270	3207	124.520	3163	128.020	3252

¹ IF CENTERS ALLOW, VALVES WILL BE OFFSET OUTSIDE

² BACK CONNECTED REFLEX GAGES: MINIMUM CENTERS ARE THE SAME AS SIDE CONNECT DIMENSIONS ABOVE

³ BACK CONNECTED TRANSPARENT GAGES: CONTACT FACTORY FOR MINIMUM CENTERS

SIDE CONNECTED GAGES



Material: Carbon & Stainless Steel | Connection: Threaded | Size: 3/4"

REFLEX SERIES: R-300L / TRANSPARENT SERIES: T-300L

Size	Visible Glass		Valve Series					
			143 144 63LE 64LE 73BL 74BL 363 364		Offset Inside 146 147 66LE 67LE 76BL 77BL		Offset Outside ¹ 146 147 66LE 67LE 76BL 77BL	
			Minimum Centers ^{2,3}					
	(in)	(mm)	(in)	(mm)	(in)	(mm)	(in)	(mm)
111	10.250	260	12.010	305	10.260	261	13.760	350
112	11.250	286	13.010	330	11.260	286	14.760	375
113	12.250	311	14.010	356	12.260	311	15.760	400
115	14.250	362	16.010	407	14.260	362	17.760	451
118	17.250	438	19.010	483	17.260	438	20.760	527
120	19.250	489	21.010	534	19.260	489	22.760	578
211	22.344	568	24.104	612	22.354	568	25.854	657
212	24.344	618	26.104	663	24.354	619	27.854	707
213	26.344	669	28.104	714	26.354	669	29.854	758
215	30.344	771	32.104	815	30.354	771	33.854	860
218	36.344	923	38.104	968	36.354	923	39.854	1012
220	40.344	1025	42.104	1069	40.354	1025	43.854	1114
311	34.438	875	36.198	919	34.448	875	37.948	964
312	37.438	951	39.198	996	37.448	951	40.948	1040
313	40.438	1027	42.198	1072	40.448	1027	43.948	1116
315	46.438	1180	48.198	1224	46.448	1180	49.948	1269
318	55.438	1408	57.198	1453	55.448	1408	58.948	1497
320	61.438	1561	63.198	1605	61.448	1561	64.948	1650
411	46.532	1182	48.292	1227	46.542	1182	50.042	1271
412	50.532	1284	52.292	1328	50.542	1284	54.042	1373
413	54.532	1385	56.292	1430	54.542	1385	58.042	1474
415	62.532	1588	64.292	1633	62.542	1589	66.042	1677
418	74.532	1893	76.292	1938	74.542	1893	78.042	1982
420	82.532	2096	84.292	2141	82.542	2097	86.042	2185
511	58.626	1489	60.386	1534	58.636	1489	62.136	1578
512	63.626	1616	65.386	1661	63.636	1616	67.136	1705
513	68.626	1743	70.386	1788	68.636	1743	72.136	1832
515	78.626	1997	80.386	2042	78.636	1997	82.136	2086
518	93.626	2378	95.386	2423	93.636	2378	97.136	2467
520	103.626	2632	105.386	2677	103.636	2632	107.136	2721
611	70.720	1796	72.480	1841	70.730	1797	74.230	1885
612	76.720	1949	78.480	1993	76.730	1949	80.230	2038
613	82.720	2101	84.480	2146	82.730	2101	86.230	2190
615	94.720	2406	96.480	2451	94.730	2406	98.230	2495
618	112.720	2863	114.480	2908	112.730	2863	116.230	2952
620	124.720	3168	126.480	3213	124.730	3168	128.230	3257

¹ IF CENTERS ALLOW, VALVES WILL BE OFFSET OUTSIDE

² BACK CONNECTED REFLEX GAGES: MINIMUM CENTERS ARE THE SAME AS SIDE CONNECT DIMENSIONS ABOVE

³ BACK CONNECTED TRANSPARENT GAGES: CONTACT FACTORY FOR MINIMUM CENTERS

SIDE CONNECTED GAGES



Material: Carbon & Stainless Steel | Connection: Socket Weld | Size: 1/2"

REFLEX SERIES: R-300L / TRANSPARENT SERIES: T-300L

Size	Visible Glass		Valve Series					
			143 144 63LE 64LE 73BL 74BL 363 364			Offset Inside		Offset Outside ¹
						146 147 66LE 67LE 76BL 77BL		146 147 66LE 67LE 76BL 77BL
		Minimum Centers ^{2,3}						
		(in)	(mm)	(in)	(mm)	(in)	(mm)	
111	10.250	260	12.057	306	10.307	262	13.807	351
112	11.250	286	13.057	332	11.307	287	14.807	376
113	12.250	311	14.057	357	12.307	313	15.807	401
115	14.250	362	16.057	408	14.307	363	17.807	452
118	17.250	438	19.057	484	17.307	440	20.807	528
120	19.250	489	21.057	535	19.307	490	22.807	579
211	22.344	568	24.151	613	22.401	569	25.901	658
212	24.344	618	26.151	664	24.401	620	27.901	709
213	26.344	669	28.151	715	26.401	671	29.901	759
215	30.344	771	32.151	817	30.401	772	33.901	861
218	36.344	923	38.151	969	36.401	925	39.901	1013
220	40.344	1025	42.151	1071	40.401	1026	43.901	1115
311	34.438	875	36.245	921	34.495	876	37.995	965
312	37.438	951	39.245	997	37.495	952	40.995	1041
313	40.438	1027	42.245	1073	40.495	1029	43.995	1117
315	46.438	1180	48.245	1225	46.495	1181	49.995	1270
318	55.438	1408	57.245	1454	55.495	1410	58.995	1498
320	61.438	1561	63.245	1606	61.495	1562	64.995	1651
411	46.532	1182	48.339	1228	46.589	1183	50.089	1272
412	50.532	1284	52.339	1329	50.589	1285	54.089	1374
413	54.532	1385	56.339	1431	54.589	1387	58.089	1475
415	62.532	1588	64.339	1634	62.589	1590	66.089	1679
418	74.532	1893	76.339	1939	74.589	1895	78.089	1983
420	82.532	2096	84.339	2142	82.589	2098	86.089	2187
511	58.626	1489	60.433	1535	58.683	1491	62.183	1579
512	63.626	1616	65.433	1662	63.683	1618	67.183	1706
513	68.626	1743	70.433	1789	68.683	1745	72.183	1833
515	78.626	1997	80.433	2043	78.683	1999	82.183	2087
518	93.626	2378	95.433	2424	93.683	2380	97.183	2468
520	103.626	2632	105.433	2678	103.683	2634	107.183	2722
611	70.720	1796	72.527	1842	70.777	1798	74.277	1887
612	76.720	1949	78.527	1995	76.777	1950	80.277	2039
613	82.720	2101	84.527	2147	82.777	2103	86.277	2191
615	94.720	2406	96.527	2452	94.777	2407	98.277	2496
618	112.720	2863	114.527	2909	112.777	2865	116.277	2953
620	124.720	3168	126.527	3214	124.777	3169	128.277	3258

¹ IF CENTERS ALLOW, VALVES WILL BE OFFSET OUTSIDE

² BACK CONNECTED REFLEX GAGES: MINIMUM CENTERS ARE THE SAME AS SIDE CONNECT DIMENSIONS ABOVE

³ BACK CONNECTED TRANSPARENT GAGES: CONTACT FACTORY FOR MINIMUM CENTERS

SIDE CONNECTED GAGES



Material: Carbon & Stainless Steel | Connection: Socket Weld | Size: 3/4"

REFLEX SERIES: R-300L / TRANSPARENT SERIES: T-300L

Size	Visible Glass		Valve Series					
			143 144 63LE 64LE 73BL 74BL 363 364		Offset Inside 146 147 66LE 67LE 76BL 77BL		Offset Outside ¹ 146 147 66LE 67LE 76BL 77BL	
			Minimum Centers ^{2,3}					
	(in)	(mm)	(in)	(mm)	(in)	(mm)	(in)	(mm)
111	10.250	260	12.267	312	10.517	267	14.017	356
112	11.250	286	13.267	337	11.517	293	15.017	381
113	12.250	311	14.267	362	12.517	318	16.017	407
115	14.250	362	16.267	413	14.517	369	18.017	458
118	17.250	438	19.267	489	17.517	445	21.017	534
120	19.250	489	21.267	540	19.517	496	23.017	585
211	22.344	568	24.361	619	22.611	574	26.111	663
212	24.344	618	26.361	670	24.611	625	28.111	714
213	26.344	669	28.361	720	26.611	676	30.111	765
215	30.344	771	32.361	822	30.611	778	34.111	866
218	36.344	923	38.361	974	36.611	930	40.111	1019
220	40.344	1025	42.361	1076	40.611	1032	44.111	1120
311	34.438	875	36.455	926	34.705	882	38.205	970
312	37.438	951	39.455	1002	37.705	958	41.205	1047
313	40.438	1027	42.455	1078	40.705	1034	44.205	1123
315	46.438	1180	48.455	1231	46.705	1186	50.205	1275
318	55.438	1408	57.455	1459	55.705	1415	59.205	1504
320	61.438	1561	63.455	1612	61.705	1567	65.205	1656
411	46.532	1182	48.549	1233	46.799	1189	50.299	1278
412	50.532	1284	52.549	1335	50.799	1290	54.299	1379
413	54.532	1385	56.549	1436	54.799	1392	58.299	1481
415	62.532	1588	64.549	1640	62.799	1595	66.299	1684
418	74.532	1893	76.549	1944	74.799	1900	78.299	1989
420	82.532	2096	84.549	2148	82.799	2103	86.299	2192
511	58.626	1489	60.643	1540	58.893	1496	62.393	1585
512	63.626	1616	65.643	1667	63.893	1623	67.393	1712
513	68.626	1743	70.643	1794	68.893	1750	72.393	1839
515	78.626	1997	80.643	2048	78.893	2004	82.393	2093
518	93.626	2378	95.643	2429	93.893	2385	97.393	2474
520	103.626	2632	105.643	2683	103.893	2639	107.393	2728
611	70.720	1796	72.737	1848	70.987	1803	74.487	1892
612	76.720	1949	78.737	2000	76.987	1955	80.487	2044
613	82.720	2101	84.737	2152	82.987	2108	86.487	2197
615	94.720	2406	96.737	2457	94.987	2413	98.487	2502
618	112.720	2863	114.737	2914	112.987	2870	116.487	2959
620	124.720	3168	126.737	3219	124.987	3175	128.487	3264

¹ IF CENTERS ALLOW, VALVES WILL BE OFFSET OUTSIDE

² BACK CONNECTED REFLEX GAGES: MINIMUM CENTERS ARE THE SAME AS SIDE CONNECT DIMENSIONS ABOVE

³ BACK CONNECTED TRANSPARENT GAGES: CONTACT FACTORY FOR MINIMUM CENTERS

SIDE CONNECTED GAGES



Material: Carbon & Stainless Steel | Connection: Threaded & Socket Weld | Size: 1/2"

REFLEX SERIES: R-40 / TRANSPARENT SERIES: T-40

Size	Visible Glass		Valve Series					
			143 144 63LE 64LE 73BL 74BL 363 364		Offset Inside 146 147 66LE 67LE 76BL 77BL		Offset Outside ¹ 146 147 66LE 67LE 76BL 77BL	
Minimum Centers ^{2,3}								
	(in)	(mm)	(in)	(mm)	(in)	(mm)	(in)	(mm)
11	3.625	92	6.250	159	4.500	114	8.000	203
12	4.625	117	7.250	184	5.500	140	9.000	229
13	5.625	143	8.250	210	6.500	165	10.000	254
14	6.625	168	9.250	235	7.500	191	11.000	279
15	7.750	197	10.375	264	8.625	219	12.125	308
16	9.000	229	11.625	295	9.875	251	13.375	340
17	10.125	257	12.750	324	11.000	279	14.500	368
18	11.750	298	14.375	365	12.625	321	16.125	410
19	12.500	318	15.125	384	13.375	340	16.875	429
23	14.875	378	17.500	445	15.750	400	19.250	489
24	16.875	429	19.500	495	17.750	451	21.250	540
25	19.125	486	21.750	552	20.000	508	23.500	597
26	21.625	549	24.250	616	22.500	572	26.000	660
27	23.875	606	26.500	673	24.750	629	28.250	718
28	27.125	689	29.750	756	28.000	711	31.500	800
29	28.625	727	31.250	794	29.500	749	33.000	838
36	34.250	870	36.875	937	35.125	892	38.625	981
37	37.625	956	40.250	1022	38.500	978	42.000	1067
38	42.500	1080	45.125	1146	43.375	1102	46.875	1191
39	44.750	1137	47.375	1203	45.625	1159	49.125	1248
47	51.375	1305	54.000	1372	52.250	1327	55.750	1416
48	57.875	1470	60.500	1537	58.750	1492	62.250	1581
49	60.875	1546	63.500	1613	61.750	1568	65.250	1657
57	65.125	1654	67.750	1721	66.000	1676	69.500	1765
58	73.250	1861	75.875	1927	74.125	1883	77.625	1972
59	77.000	1956	79.625	2022	77.875	1978	81.375	2067

¹ IF CENTERS ALLOW, VALVES WILL BE OFFSET OUTSIDE

² BACK CONNECTED REFLEX GAGES: MINIMUM CENTERS ARE THE SAME AS SIDE CONNECT DIMENSIONS ABOVE

³ BACK CONNECTED TRANSPARENT GAGES: CONTACT FACTORY FOR MINIMUM CENTERS

SIDE CONNECTED GAGES



Material: Carbon & Stainless Steel | Connection: Threaded & Socket Weld | Size: 1/2"

REFLEX SERIES: RL-10 / TRANSPARENT SERIES: TL-10

Size	Visible Glass		Valve Series					
	(in)	(mm)	143 144 63LE 64LE 73BL 74BL 363 364	Offset Inside			Offset Outside ¹	
Minimum Centers ^{2,3}								
	(in)	(mm)	(in)	(mm)	(in)	(mm)	(in)	(mm)
11	3.750	95	5.071	129	3.321	84	6.821	173
12	4.750	121	6.069	154	4.319	110	7.819	199
13	5.750	146	6.801	173	5.051	128	8.551	217
14	6.750	171	8.069	205	6.319	160	9.819	249
15	7.875	200	9.192	233	7.442	189	10.942	278
16	9.125	232	10.016	254	8.266	210	11.766	299
17	10.250	260	11.625	295	9.875	251	13.375	340
18	11.875	302	13.232	336	11.482	292	14.982	381
19	12.625	321	13.232	336	11.482	292	14.982	381
23	13.000	330	14.051	357	12.301	312	15.801	401
24	15.000	381	16.319	414	14.569	370	18.069	459
25	17.250	438	18.567	472	16.817	427	20.317	516
26	19.750	502	20.641	524	18.891	480	22.391	569
27	22.000	559	23.375	594	21.625	549	25.125	638
28	25.250	641	26.607	676	24.857	631	28.357	720
29	26.750	679	27.357	695	25.607	650	29.107	739
36	30.375	772	31.266	794	29.516	750	33.016	839
37	33.750	857	35.125	892	33.375	848	36.875	937
38	38.625	981	39.982	1016	38.232	971	41.732	1060
39	40.875	1038	41.482	1054	39.732	1009	43.232	1098
47	45.500	1156	46.875	1191	45.125	1146	48.625	1235
48	52.000	1321	53.357	1355	51.607	1311	55.107	1400
49	55.000	1397	55.607	1412	53.857	1368	57.357	1457
57	57.250	1454	58.625	1489	56.875	1445	60.375	1534
58	65.375	1661	66.732	1695	64.982	1651	68.482	1739
59	69.125	1756	69.732	1771	67.982	1727	71.482	1816
68	78.750	2000	80.107	2035	78.357	1990	81.857	2079
69	83.250	2115	83.857	2130	82.107	2086	85.607	2174
78	92.125	2340	93.482	2374	91.732	2330	95.232	2419
79	97.375	2473	97.982	2489	96.232	2444	99.732	2533
88	105.500	2680	106.857	2714	105.107	2670	108.607	2759
89	111.500	2832	112.107	2848	110.357	2803	113.857	2892
98	118.875	3019	120.232	3054	118.482	3009	121.982	3098
99	125.625	3191	126.232	3206	124.482	3162	127.982	3251

¹ IF CENTERS ALLOW, VALVES WILL BE OFFSET OUTSIDE

² BACK CONNECTED REFLEX GAGES: MINIMUM CENTERS ARE THE SAME AS SIDE CONNECT DIMENSIONS ABOVE

³ BACK CONNECTED TRANSPARENT GAGES: CONTACT FACTORY FOR MINIMUM CENTERS

SIDE CONNECTED GAGES



Material: Carbon & Stainless Steel | Connection: Threaded & Socket Weld | Size: 3/4"

REFLEX SERIES: RL-10 / TRANSPARENT SERIES: TL-10

Size	Visible Glass		Valve Series					
			143 144 63LE 64LE 73BL 74BL 363 364		Offset Inside 146 147 66LE 67LE 76BL 77BL		Offset Outside ¹ 146 147 66LE 67LE 76BL 77BL	
			Minimum Centers ^{2,3}					
	(in)	(mm)	(in)	(mm)	(in)	(mm)	(in)	(mm)
11	3.750	95	5.321	135	3.571	91	7.071	180
12	4.750	121	6.319	160	4.569	116	8.069	205
13	5.750	146	7.051	179	5.301	135	8.801	224
14	6.750	171	8.319	211	6.569	167	10.069	256
15	7.875	200	9.442	240	7.692	195	11.192	284
16	9.125	232	10.266	261	8.516	216	12.016	305
17	10.250	260	11.875	302	10.125	257	13.625	346
18	11.875	302	13.482	342	11.732	298	15.232	387
19	12.625	321	13.482	342	11.732	298	15.232	387
23	13.000	330	14.301	363	12.551	319	16.051	408
24	15.000	381	16.569	421	14.819	376	18.319	465
25	17.250	438	18.817	478	17.067	433	20.567	522
26	19.750	502	20.891	531	19.141	486	22.641	575
27	22.000	559	23.625	600	21.875	556	25.375	645
28	25.250	641	26.857	682	25.107	638	28.607	727
29	26.750	679	27.607	701	25.857	657	29.357	746
36	30.375	772	31.516	800	29.766	756	33.266	845
37	33.750	857	35.375	899	33.625	854	37.125	943
38	38.625	981	40.232	1022	38.482	977	41.982	1066
39	40.875	1038	41.732	1060	39.982	1016	43.482	1104
47	45.500	1156	47.125	1197	45.375	1153	48.875	1241
48	52.000	1321	53.607	1362	51.857	1317	55.357	1406
49	55.000	1397	55.857	1419	54.107	1374	57.607	1463
57	57.250	1454	58.875	1495	57.125	1451	60.625	1540
58	65.375	1661	66.982	1701	65.232	1657	68.732	1746
59	69.125	1756	69.982	1778	68.232	1733	71.732	1822
68	78.750	2000	80.357	2041	78.607	1997	82.107	2086
69	83.250	2115	84.107	2136	82.357	2092	85.857	2181
78	92.125	2340	93.732	2381	91.982	2336	95.482	2425
79	97.375	2473	98.232	2495	96.482	2451	99.982	2540
88	105.500	2680	107.107	2721	105.357	2676	108.857	2765
89	111.500	2832	112.357	2854	110.607	2809	114.107	2898
98	118.875	3019	120.482	3060	118.732	3016	122.232	3105
99	125.625	3191	126.482	3213	124.732	3168	128.232	3257

¹ IF CENTERS ALLOW, VALVES WILL BE OFFSET OUTSIDE

² BACK CONNECTED REFLEX GAGES: MINIMUM CENTERS ARE THE SAME AS SIDE CONNECT DIMENSIONS ABOVE

³ BACK CONNECTED TRANSPARENT GAGES: CONTACT FACTORY FOR MINIMUM CENTERS

More Jerguson® Solutions



Jerguson® MAGNicator®
Magnetic Level Gages



Jerguson® Tri-Magnet™
Level Switches



Jerguson® SafeView™
Safety & Protection



Jerguson® LumaStar™
Level Gage Illuminators

Maintain Optimum Performance and Accuracy with OEM Parts
Critical spare parts for overnight delivery, direct from the manufacturer.
parts.clark-reliance.com



JERGUSON®

A PRODUCT OF CLARK-RELIANCE

16633 Foltz Parkway • Strongsville, OH 44149 USA
www.Jerguson.com • JergusonApp@clarkreliance.com